


St Oswald's Catholic Primary School – Progression Map 2019/20

Number: Number and Place Value


COUNTING						
EYFS	Year 1	Year 2	Year 3	Year 4	Year 5	Year 6
<p>30 – 50 months</p> <p>40 – 60 months</p> <p>Early Learning Goals</p>						
<p>To recite numbers in order to 10.</p> <p>To realise not only objects, but anything can be counted including steps, claps or jumps.</p>	<p>count to and across 100, forwards and backwards, beginning with 0 or 1, or from any given number</p>			<p>count backwards through zero to include negative numbers</p>	<p>interpret negative numbers in context, count forwards and backwards with positive and negative whole numbers, including through zero</p>	<p>use negative numbers in context, and calculate intervals across zero</p>
<p>To count up to three or four objects by saying one number name for each item.</p> <p>To count out up to six objects from a larger group.</p> <p>To count actions or objects which cannot be moved.</p> <p>To count objects to 10 and</p>	<p>count, read and write numbers to 100 in numerals; count in multiples of twos, fives and tens</p>	<p>count in steps of 2, 3, and 5 from 0, and in tens from any number, forward or backward</p>	<p>count from 0 in multiples of 4, 8, 50 and 100;</p>	<p>count in multiples of 6, 7, 9, 25 and 1000</p>	<p>count forwards or backwards in steps of powers of 10 for any given number up to 1 000 000</p>	



St Oswald's Catholic Primary School – Progression Map 2019/20

Number: Number and Place Value


beginning to count beyond 10. To count an irregular arrangement of up to ten objects. To estimate how many objects they can see and check by counting them.						
To count reliably with numbers from one to 20.	given a number, identify one more and one less		find 10 or 100 more or less than a given number	find 1000 more or less than a given number		
COMPARING NUMBERS						
To compare two groups of objects, saying when they have the same number.	use the language of: equal to, more than, less than (fewer), most, least	compare and order numbers from 0 up to 100; use <, > and = signs	compare and order numbers up to 1000	order and compare numbers beyond 1000	read, write, order and compare numbers to at least 1 000 000 and determine the value of each digit (appears also in Reading and Writing Numbers)	read, write, order and compare numbers up to 10 000 000 and determine the value of each digit (appears also in Reading and Writing Numbers)
To use the language of 'more' and 'fewer' to compare two sets of objects.				compare numbers with the same number of decimal places up to two decimal places (copied from Fractions)		



St Oswald's Catholic Primary School – Progression Map 2019/20

Number: Number and Place Value


To place numbers one to 20 in order.						
IDENTIFYING, REPRESENTING AND ESTIMATING NUMBERS						
<p>To say the number that is one more than a given number.</p> <p>To find one more or one less from a group of up to five objects, then ten objects.</p>	identify and represent numbers using objects and pictorial representations including the number line	identify, represent and estimate numbers using different representations, including the number line	identify, represent and estimate numbers using different representations	identify, represent and estimate numbers using different representations		



St Oswald's Catholic Primary School – Progression Map 2019/20

Number: Number and Place Value


READING AND WRITING NUMBERS (including Roman Numerals)						
EYFS	Year 1	Year 2	Year 3	Year 4	Year 5	Year 6
<p>To show an interest in numerals in the environment.</p> <p>To use some number names accurately in play.</p>	read and write numbers from 1 to 20 in numerals and words.	read and write numbers to at least 100 in numerals and in words	read and write numbers up to 1000 in numerals and in words		read, write, order and compare numbers to at least 1 000 000 and determine the value of each digit (appears also in Comparing Numbers)	read, write, order and compare numbers up to 10 000 000 and determine the value of each digit (appears also in Understanding Place Value)
<p>To recognise some numerals of personal significance.</p> <p>To recognise numerals 1 to 5.</p>			<p><i>tell and write the time from an analogue clock, including using Roman numerals from I to XII, and 12-hour and 24-hour clocks</i> (copied from Measurement)</p>	read Roman numerals to 100 (I to C) and know that over time, the numeral system changed to include the concept of zero and place value.	read Roman numerals to 1000 (M) and recognise years written in Roman numerals.	
UNDERSTANDING PLACE VALUE						
<p>To show curiosity about numbers by offering comments or asking questions.</p>		recognise the place value of each digit in a two-digit number (tens, ones)	recognise the place value of each digit in a three-digit number (hundreds, tens, ones)	recognise the place value of each digit in a four-digit number (thousands, hundreds, tens, and ones)	read, write, order and compare numbers to at least 1 000 000 and determine the value of each digit (appears also in Reading and Writing Numbers)	read, write, order and compare numbers up to 10 000 000 and determine the value of each digit (appears also in Reading and Writing Numbers)



St Oswald's Catholic Primary School – Progression Map 2019/20

Number: Number and Place Value

				<i>find the effect of dividing a one- or two-digit number by 10 and 100, identifying the value of the digits in the answer as units, tenths and hundredths</i> (copied from Fractions)	<i>recognise and use thousandths and relate them to tenths, hundredths and decimal equivalents</i> (copied from Fractions)	<i>identify the value of each digit to three decimal places and multiply and divide numbers by 10, 100 and 1000 where the answers are up to three decimal places</i> (copied from Fractions)
--	--	--	--	---	---	--



St Oswald's Catholic Primary School – Progression Map 2019/20

Number: Number and Place Value

	ROUNDING					
EYFS	Year 1	Year 2	Year 3	Year 4	Year 5	Year 6
				round any number to the nearest 10, 100 or 1 000	round any number up to 1 000 000 to the nearest 10, 100, 1 000, 10 000 and 100 000	round any whole number to a required degree of accuracy
				<i>round decimals with one decimal place to the nearest whole number</i> (copied from Fractions)	<i>round decimals with two decimal places to the nearest whole number and to one decimal place</i> (copied from Fractions)	<i>solve problems which require answers to be rounded to specified degrees of accuracy</i> (copied from Fractions)
	PROBLEM SOLVING					
<p>To show an interest in number problems.</p> <p>To begin to identify own mathematical problems based on own interests and fascinations.</p>		use place value and number facts to solve problems	solve number problems and practical problems involving these ideas.	solve number and practical problems that involve all of the above and with increasingly large positive numbers	solve number problems and practical problems that involve all of the above	solve number and practical problems that involve all of the above