


St Oswald's Catholic Primary School – Progression Map 2019/20

Number: Multiplication and Division

MULTIPLICATION & DIVISION FACTS						
EYFS	Year 1	Year 2	Year 3	Year 4	Year 5	Year 6
<p>30 – 50 months</p> <p>40 – 60 months</p> <p>Early Learning Goals</p>						
	<p><i>count in multiples of twos, fives and tens</i> (copied from Number and Place Value)</p>	<p><i>count in steps of 2, 3, and 5 from 0, and in tens from any number, forward or backward</i> (copied from Number and Place Value)</p>	<p><i>count from 0 in multiples of 4, 8, 50 and 100</i> (copied from Number and Place Value)</p>	<p><i>count in multiples of 6, 7, 9, 25 and 1000</i> (copied from Number and Place Value)</p>	<p><i>count forwards or backwards in steps of powers of 10 for any given number up to 1 000 000</i> (copied from Number and Place Value)</p>	
		<p>recall and use multiplication and division facts for the 2, 5 and 10 multiplication tables, including recognising odd and even numbers</p>	<p>recall and use multiplication and division facts for the 3, 4 and 8 multiplication tables</p>	<p>recall multiplication and division facts for multiplication tables up to 12×12</p>		
MENTAL CALCULATION						
			<p>write and calculate mathematical statements for multiplication and division using the multiplication tables that they know, including for two-digit numbers times one-digit numbers, using mental and</p>	<p>use place value, known and derived facts to multiply and divide mentally, including: multiplying by 0 and 1; dividing by 1; multiplying</p>	<p>multiply and divide numbers mentally drawing upon known facts</p>	<p>perform mental calculations, including with mixed operations and large numbers</p>



St Oswald's Catholic Primary School – Progression Map 2019/20

Number: Multiplication and Division


			progressing to formal written methods (appears also in Written Methods)	together three numbers		
		show that multiplication of two numbers can be done in any order (commutative) and division of one number by another cannot		recognise and use factor pairs and commutativity in mental calculations (appears also in Properties of Numbers)	multiply and divide whole numbers and those involving decimals by 10, 100 and 1000	<i>associate a fraction with division and calculate decimal fraction equivalents (e.g. 0.375) for a simple fraction (e.g. $\frac{3}{8}$)</i> (copied from Fractions)
WRITTEN CALCULATION						
EYFS	Year 1	Year 2	Year 3	Year 4	Year 5	Year 6
		calculate mathematical statements for multiplication and division within the multiplication tables and write them using the multiplication (\times), division (\div) and equals (=) signs	write and calculate mathematical statements for multiplication and division using the multiplication tables that they know, including for two-digit numbers times one-digit numbers, using mental and progressing to formal written methods (appears also in Mental	multiply two-digit and three-digit numbers by a one-digit number using formal written layout	multiply numbers up to 4 digits by a one- or two-digit number using a formal written method, including long multiplication for two-digit numbers	multiply multi-digit numbers up to 4 digits by a two-digit whole number using the formal written method of long multiplication



St Oswald's Catholic Primary School – Progression Map 2019/20

Number: Multiplication and Division


			Methods)		divide numbers up to 4 digits by a one-digit number using the formal written method of short division and interpret remainders appropriately for the context	divide numbers up to 4-digits by a two-digit whole number using the formal written method of short division where appropriate for the context divide numbers up to 4 digits by a two-digit whole number using the formal written method of long division, and interpret remainders as whole number remainders, fractions, or by rounding, as appropriate for the context
						<i>use written division methods in cases where the answer has up to two decimal places (copied from Fractions (including decimals))</i>
PROPERTIES OF NUMBERS: MULTIPLES, FACTORS, PRIMES, SQUARE AND CUBE NUMBERS						
EYFS	Year 1	Year 2	Year 3	Year 4	Year 5	Year 6
				recognise and use factor pairs and commutativity in mental calculations (repeated)	identify multiples and factors, including finding all factor pairs of a number, and common factors of two numbers. know and use the	identify common factors, common multiples and prime numbers <i>use common factors to simplify fractions; use</i>



St Oswald's Catholic Primary School – Progression Map 2019/20

Number: Multiplication and Division


					vocabulary of prime numbers, prime factors and composite (non-prime) numbers	<i>common multiples to express fractions in the same denomination</i> (copied from Fractions)
					establish whether a number up to 100 is prime and recall prime numbers up to 19	
					recognise and use square numbers and cube numbers, and the notation for squared (²) and cubed (³)	<i>calculate, estimate and compare volume of cubes and cuboids using standard units, including centimetre cubed (cm³) and cubic metres (m³), and extending to other units such as mm³ and km³</i> (copied from Measures)



St Oswald's Catholic Primary School – Progression Map 2019/20

Number: Multiplication and Division


ORDER OF OPERATIONS						
EYFS	Year 1	Year 2	Year 3	Year 4	Year 5	Year 6
						use their knowledge of the order of operations to carry out calculations involving the four operations
INVERSE OPERATIONS, ESTIMATING AND CHECKING ANSWERS						
			<i>estimate the answer to a calculation and use inverse operations to check answers</i> (copied from Addition and Subtraction)	<i>estimate and use inverse operations to check answers to a calculation</i> (copied from Addition and Subtraction)		use estimation to check answers to calculations and determine, in the context of a problem, levels of accuracy



St Oswald's Catholic Primary School – Progression Map 2019/20

Number: Multiplication and Division

PROBLEM SOLVING						
EYFS	Year 1	Year 2	Year 3	Year 4	Year 5	Year 6
	<p>solve one-step problems involving multiplication and division, by calculating the answer using concrete objects, pictorial representations and arrays with the support of the teacher</p>	<p>solve problems involving multiplication and division, using materials, arrays, repeated addition, mental methods, and multiplication and division facts, including problems in contexts</p>	<p>solve problems, including missing number problems, involving multiplication and division, including positive integer scaling problems and correspondence problems in which n objects are connected to m objects</p>	<p>solve problems involving multiplying and adding, including using the distributive law to multiply two digit numbers by one digit, integer scaling problems and harder correspondence problems such as n objects are connected to m objects</p>	<p>solve problems involving multiplication and division including using their knowledge of factors and multiples, squares and cubes</p>	<p>solve problems involving addition, subtraction, multiplication and division</p>
					<p>solve problems involving addition, subtraction, multiplication and division and a combination of these, including understanding the meaning of the equals sign</p>	
					<p>solve problems involving multiplication and division, including scaling by simple fractions and</p>	<p><i>solve problems involving similar shapes where the scale factor is known or can be found (copied from Ratio and Proportion)</i></p>



St Oswald's Catholic Primary School – Progression Map 2019/20

Number: Multiplication and Division

					problems involving simple rates	
--	--	--	--	--	---------------------------------	--