






















	Monday	Tuesday	Wednesday	Thursday	Friday
 Maths	 Our number of the week this week is 4. Are you 3 or are you 4? Can you find anything in your house with a number 4 on it? Can you do 4 jumps? 4 claps? Can you draw 4 circles? Can you find 4 of your favourite toys?	https://www.bbc.co.uk/iplaye/r/episode/b08d61cv/numberblocks-series-1-four Watch the numberblocks episode about number 4. Can you draw a monster with 4 arms? How many different ways can you make 4? Maybe you could use something at home to help you try this out. (E.g. 3 + 1 = 4) 	<u>Treasure hunt</u> Can you find: 4 things that are smaller than your hand 4 things that are bigger than your hand 4 socks 4 yellow things 4 things that have a square on them. Good luck!	<u>Counting</u> Can you count how many of these things you can see in your home? How many stairs? How many windows? How many doors? How many light switches?	<u>Shape</u> Squares and rectangles are shapes that have 4 straight sides. Can you draw a picture of a robot using 4 squares and 4 rectangles? You could draw squares for the head, body and eyes, and rectangles for the arms and legs. 
 Phonics	 This week's sound – Aa. Say this sound. Sing "ants on my arm" https://www.youtube.com/watch?v=1Qpn2839Kro Take mouse on a hunt around your house to find things beginning with a. How many can you find? Try writing "a" today.	 <u>Silly Soup</u> Charlotte the chef is making silly soup. Each soup needs 3 ingredients. She has already made 't' soup with tomatoes, toffee and toast. Can you think of 3 foods to put in that begin with 'a'?	<u>Rhyme</u> Can you teach a grown up your favourite rhyme? Can you tell them which words rhyme? Here are some for you to listen to. https://www.bbc.co.uk/tv/radio/nursery-rhymes-20-minute-medley/zn2792p 	<u>Voice Sounds</u> Play an animal themed guessing game. Make some sound effects for animal noises and ask someone to guess what animal sound you were making. Can you meow like a cat, woof like a dog, and say sssss like a snake. What other animal sounds can you make?	<u>Oral Blending and Segmenting</u>  With a grown up play a listening game about the farm. Grown up will say "I went to visit a farm one day and I saw a ... - instead of saying the word break it up into 3 letter sounds. p-i-g, c-a-t, d-o-g, h-e-n.

					<p>Children will hear the letters and oral blend them to say the word.</p>
<p>Communication, Language and Literacy</p>	<p><u>Memory Game</u></p> <p>Put out 5 different objects on the table e.g. a pen, a cup, a ball, a book and a banana. Ask the child to look really carefully at all the objects and say the name of each one. Ask your child to turn around, eyes closed. Remove 1 item. Can s/he guess which is missing? Repeat with different objects missing.</p> <p>Take turns guessing/moving the objects.</p>	<p><u>Logo Game</u></p>  <p>Write your child's name on a piece of paper. Can you find some logos that your child may recognise from magazines or packaging in your house e.g. Cadburys, Kellogg's etc. Can you spot any of the letters from your name in the logo? Which letter sounds did you find?</p>	<p><u>Simon Says</u></p> <p>Play Simon says with your family.</p> <p>Take turns to be Simon but remember to only do the action if Simon says. Can you catch your grown up out?</p> <p>Can you pat your head/touch your toes/wave your hands etc.? What do you need to do when 'Simon Says'? What happens when you don't hear 'Simon Says'? Can you follow the instructions? What body parts have you used? Can you think of something you haven't used yet? What other actions could you do?</p>	<p><u>Writing your name</u></p> <p>Help your child practice writing the letters in his/her name.</p> <p>Show your child how to write their name with an uppercase first letter and the remaining letters in lowercase.</p> <p>Write in shaving cream in the bath, salt or sugar in a cake tin or in finger paint to make practicing more fun.</p> <p>For children who are younger they could draw faces instead of letters.</p> 	<p><u>Story Time</u></p> <p>Choose a story you have at home to share with your child. Encourage your child to listen carefully as you read and look carefully at the pictures. Ask questions like who? What? Where? relating to the story.</p> <p>Ask your child to retell the story to you using the book. Encourage discussion about the pictures. Most importantly, enjoy sharing the story.</p> 
<p>Word of the week: fabulous –When something is so great you can hardly believe it. Can you use this word when you talk to your family this week? Try and use it at least once every day. “I feel fabulous today!”</p>					

Song of the week: Old Mc Donald had a farm <https://www.bbc.co.uk/teach/school-radio/nursery-rhymes-old-macdonald-had-a-farm/zn9vhbk>

Which animals live on the farm? Encourage your child to make the different animal sounds.

<p>Mouse Club</p>  <p>Play dough</p> <p>Make some play dough with mouse and Mrs Greer. You will need: Plain flour, Salt, oil, cream of tartar, water and food colouring. Here is Mrs Greer making some at home.</p> <p>https://www.youtube.com/watch?v=Yw0Ha5traU8&feature=youtu.be</p>	<p>Physical Development</p>  <p>Tumble tots</p> <p>One of our favourites today. You don't need a beanbag you can use a hat or a sock or anything that you can put on your head. Have fun and don't forget to get your grown-ups to join in.</p> <p>https://www.youtube.com/watch?v=85FpwaaMzK8&list=PLghVQau1_euogxCepHu3ZDZHScMipwXCd&index=17</p>	<p>People and Communities</p>  <p>Talk about people who help us. What their job name is? How they help us? Why their job is important? Can you think of anyone else who helps us? You could play the game below</p> <p>https://www.tes.com/teaching-resource/people-who-help-us-photo-symbol-iwb-game-3010413</p>	<p>RE</p>  <p>Friends</p> <p>Talk to your grown up about your friends.</p> <p>Why are they special?</p> <p>What are their names?</p> <p>What makes a good friend?</p>	<p>Physical Development</p>  <p>Balancing</p> <p>Can you balance on one leg? How long can you balance for? What number can you count to while you balance? Can you do the same on the other leg? Challenge your family to do the same. Who is the balancing champion in your family?</p>
<p>RE</p>  <p>Draw a picture of you and your friends playing together. Maybe you could ask your grown up to share it on twitter or Weduc and Mrs Greer and Mrs Parkinson can share it with your</p>	<p>PSED/PSHE</p> <p>Where do you live?</p> <p>Can you learn your home address? What street do you live in? What number is on your door? Can you tell your grown up your address?</p>	<p>Physical Development</p>  <p>Dough disco time! See the mouse club section for an easy play dough recipe and then watch the video and join in. Can you think of any other dough disco moves?</p>	<p>PSED/PSHE</p> <p>Can you put your coat on yourself? Try fastening the buttons or zip</p> <p>Try the 'flip trick' for putting a coat on. Put your child's coat upside down on a table in front of them. They can then put their hands in the armholes and flip the coat over their head – a handy</p>	<p>Arts and Design</p>  <p>Use some tube pasta and paint in different colours, talking about names of colours. Then thread onto string to make a bracelet or necklace. If you don't have tube pasta. Paint any pasta and make patterns with the colours.</p>

	<p>nursery friends for them all to see.</p>		<p>https://www.youtube.com/watch?v=zJQ2CaA7E50</p>	<p>way for your child to put their coat on by themselves!</p>	
--	---	--	--	---	--