


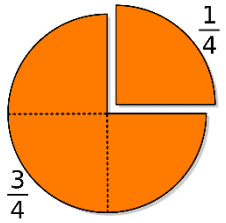









# St Oswald's Catholic Primary School Home Learning

## Year group 2

Week Beginning: 11<sup>th</sup> May 2020



	Monday	Tuesday	Wednesday	Thursday	Friday
 Maths	Practise 2 Times Tables <b>Multiplication Bingo</b> 1: All players write down 5 numbers which are multiples of a given times table. For example: if you were doing the 5 times table, you might write 10, 35, 45, 50 and 60. 2: A third person can lead the game and call out multiplication questions from the chosen times table, or they can be written on cards, jumbled up in a pile for players to take turns picking and reading out. 3: If the player has an answer to the question on their bingo board, they can cross it out. First person to cross out all their numbers is the winner.	Practise 5 Times Tables <b>White Rose Maths</b> <a href="https://whiterosemaths.com/homelearning/year-2/">https://whiterosemaths.com/homelearning/year-2/</a> Week 1 Lesson 4— Recognise a quarter Watch the video and answer the activity questions. 	Times Tables Rockstars <a href="https://trockstars.com/">https://trockstars.com/</a> <b>Maths Problem Scavenger Hunt</b> <b>How to play:</b> 1: Give children a grid with some pre-set weights and lengths on. It will then be a challenge for them to find something in the garden that is approximately 10cm long, or something in the house that weighs 300g (as an example). 2: Get your child to gather all of the items they think match the weights and lengths on the card, and check how well they have done with some kitchen scales and a tape measure!	Practise 3 Times Tables <b>White Rose Maths</b> <a href="https://whiterosemaths.com/homelearning/year-2/">https://whiterosemaths.com/homelearning/year-2/</a> Week 1. Lesson 5 Find a quarter. Watch the video and answer the questions 	Times Tables Rockstars <a href="https://trockstars.com/">https://trockstars.com/</a> <b>The Yes/No Game</b> <b>How to play:</b> 1: Both players put a card on their head. It could have a number on it, a shape etc.... 2: The first player asks a question which can only be answered with 'yes' or 'no'. E.g. 'Am I odd?' 'Am I under 20?' 'Do I have 4 sides?' etc..... 3: They keep asking questions until they get the answer correct, or they run out of turns (you can set the number of turns they get at the beginning of the game). Then it is time for the other player to have a go.

	<b>Word of the day-</b> find the definition, write it in a sentence and learn how to spell it.				
 English	<p>Word of the day <b>deciduous</b></p> <p><b>Reading lesson: Funnybones by Janet and Allan Ahlberg</b>  <a href="https://www.bbc.co.uk/bitesize/articles/zfmgtpg8">https://www.bbc.co.uk/bitesize/articles/zfmgtpg8</a>            To order events in the story and explain your opinion of the book Funnybones.</p> <p>This lesson includes: two videos of professional dancer Dianne Buswell reading extracts from the book Funnybones and three activities to do at home.</p>	<p>Word of the day <b>trunk</b></p> <p><b>Spellings-Prefixes and suffixes game</b>            Complete the words by adding the correct prefixes and suffixes.  <a href="https://www.bbc.co.uk/games/embed/small-town-superheroes?exitGameUrl=http%3A%2F%2Fbbc.co.uk%2Fbitesize%2Farticles%2Fzncgvk7">https://www.bbc.co.uk/games/embed/small-town-superheroes?exitGameUrl=http%3A%2F%2Fbbc.co.uk%2Fbitesize%2Farticles%2Fzncgvk7</a></p>	<p>Word of the day <b>Evergreen</b></p> <p><b>An unexpected adventure writing task</b>  <a href="https://app.pobble.com/lessons/preview/86e5095e">https://app.pobble.com/lessons/preview/86e5095e</a>            Tasks- Answer questions about the unexpected adventure, up-level a sentence, add verbs and complete the story.</p> 	<p>Word of the day <b>root</b></p> <p><b>My favourite story</b>            Talk to your family about your favourite story and explain why you like it using 'because' and 'when'.</p> <p>It could be from a book or a film. Ask your family what their favourite story is.</p>	<p>Word of the day <b>blossom</b></p> <p><b>Vocabulary- Year 2 Common Exception words</b>  <a href="https://www.twinkl.co.uk/resource/t-l-5157-new-year-2-common-exception-words">https://www.twinkl.co.uk/resource/t-l-5157-new-year-2-common-exception-words</a>            Read each word to your parent and then ask your parent/carer to test you on the spelling. Go over the words you get wrong.</p>
	<p><b>Science- What is light?</b>  <a href="https://www.thenational.academy/year-2/foundation/what-is-light-year-2-wk1-3#slide-3">https://www.thenational.academy/year-2/foundation/what-is-light-year-2-wk1-3#slide-3</a>            In this lesson you will learn about light and dark. You will learn where light comes from and how we can see it. You will also learn about what causes things to be dark.</p> 	<p><b>RE How rules can help at home and in school.</b>            Talk to your family about how rules are necessary in sport, at home, in the classroom, out in the road etc.</p>	<p><b>Spanish El alfabeto y los números</b>  <a href="https://www.thenational.academy/year-2/foundation/el-alfabeto-y-los-numeros-year-2-wk1-2#slide-3">https://www.thenational.academy/year-2/foundation/el-alfabeto-y-los-numeros-year-2-wk1-2#slide-3</a>            In this lesson we are going to learn the Spanish alphabet as well as numbers 1-5.</p> 	<p><b>DT Making Creative Cardboard Creatures</b>  <a href="https://www.bbc.co.uk/cbeebies/makes/make-your-own-cardboard-tube-animal-with-evie?collection=cbeebies-house-makes">https://www.bbc.co.uk/cbeebies/makes/make-your-own-cardboard-tube-animal-with-evie?collection=cbeebies-house-makes</a>            Watch video</p> 	<p><b>Computing- Coding</b>  <a href="https://code.org/learn">https://code.org/learn</a>            Create codes for Frozen, Minecraft or Star Wars.</p>  

	<p><b>Physical activity- PE with Joe Wicks</b>  <a href="https://www.thenational.academy/online-classroom/pe#subjects">https://www.thenational.academy/online-classroom/pe#subjects</a></p>	<p><b>Physical activity- Obstacle course</b>          Enlist your child's help in setting up an obstacle course in the backyard/garden/living space/bedroom. Set up different stations like pillows for them to jump over, a row of chairs for them to crawl under, or a line of tape on the floor for them to walk or run on while balancing a beanbag on their head. Time them to see how they improve after each circuit.</p>	<p><b>RE How rules can help at home and in school.</b>          Draw and/or write about a rule which is kept or broken at home. Repeat this for rules in class, in the playground, in school, in the neighbourhood. For each situation ask:          What is happening?          How do people act?          How do they feel?</p>	<p><b>Physical activity – Relay Races.</b>          Have relay races in the garden or front of house. Have a range of activities such as jumping, hopping, frog jumps, running backwards, walking sideways, or use a pillowslip and do sack races.”</p>	<p><b>Geography- Colours</b>  <a href="https://www.thenational.academy/year-2/foundation/to-investigate-the-colours-year-2-wk1-5">https://www.thenational.academy/year-2/foundation/to-investigate-the-colours-year-2-wk1-5</a>          On your daily walk, collect petals, leaves, sticks and other items to make a colourful picture. Or you can get extra creative and use colourful items from your home, like toys, fruit or clothes.</p>
--	---	--	--	---	---