




# St Oswald's Catholic Primary School Home Learning




Year group 1



Week Beg : 18.5.20



<p>Phonics</p> 	<p>Visit phonics play  <a href="https://www.phonicsplay.co.uk/member-only/BuriedTreasure2.html?">https://www.phonicsplay.co.uk/member-only/BuriedTreasure2.html?</a></p> <p>User march20</p> <p>Password home</p> <p>Revise all phase 5 sounds</p>	<p><u>Sentence Substitute</u>            How many times can you change this sentence?            You can only change one word at a time.</p> <p><u>The puppy was very playful.</u>            The kitten was very playful.            The kitten was very cute.            The teddy was very cute.            The teddy was extremely cute.            Have a go.</p>	<p>Visit phonics Play  <a href="https://www.phonicsplay.co.uk">https://www.phonicsplay.co.uk</a></p> <p>User march20</p> <p>Password home</p> <p>Game Picnic on Pluto.            Try Phase 5, revise all phase 5 phonics.</p>	<p><u>Game</u>  <u>Phonic roll</u>            Write down 10+ words (using the sounds, ai, ee, ae, y sh ng e-e and u-e) on a piece of paper.            Roll a coin (or spin a coin) over the paper can you read the word it lands on.            Use that word in a sentence.            Points given for the most amazing sentence.  <u>Parents</u>            Words could include,            painter faint greet ship            singer glue eaten seat            July theme beehive            punishment computer</p>	<p>Geraldine the Giraffe</p> <p>Today Geraldine the Giraffe is teaching the o-e split digraph  <a href="https://www.youtube.com/watch?v=vDms5bRsvq4">https://www.youtube.com/watch?v=vDms5bRsvq4</a></p> <p>Take a <b>note</b> of all the o-e words you can find.            You could <b>vote</b> on your favourite word.            You could write them on an <b>envelope</b>.</p>
<p>Maths</p> 	<p>Number bonds work.            Today we would like you to practise your number bonds.</p> <p>Visit  <a href="https://www.bbc.co.uk/bitesize">https://www.bbc.co.uk/bitesize</a></p>	<p>True or false Active Maths            Ask a grown up to write different addition and subtraction questions on lots of different pieces of paper and scatter them around</p>	<p>Times table Rockstars</p> <p>Log in to timetable Rockstars (if you are unsure of your log in details contact Mr Mosaid on WEDUC)</p>	<p>Number families</p> <p>Ask a grown up to write a number in the middle of the page. How many different ways can you make that number using</p>	<p>Active Maths Counting challenge.</p> <p>Ask a grown up to give you an exercise to do e.g. Star jumps or running on the spot. Then they give</p>

	<p><a href="https://www.youtube.com/watch?v=zwv39j6/articles/zx3982p">tesize/topics/zwv39j6/articles/zx3982p</a></p> <p>Watch the video and complete the activity.</p>	<p>(some have to be right and some have to be wrong). Then you have a true station and a false station. Run round and gather them up and sort them into true or false.</p>	<p>Have a go at your 2, 5 and 10 timetables in the garage.</p>	<p>addition and subtraction? Write your answers around the page.</p>	<p>you a number. You then have to do that many exercises counting out loud.</p> <p>Make it harder by counting in 2s, 5s or 10s or even backwards.</p>																																																	
<p><b>English</b></p>	<p>Our word of the day is climate.</p> <p>Use a dictionary to find out what it means.</p> <table border="1" data-bbox="515 715 801 1337"> <tr><td>w</td><td>a</td><td>b</td><td>s</td><td>n</td><td>o</td><td>w</td></tr> <tr><td>e</td><td>e</td><td>l</td><td>i</td><td>a</td><td>h</td><td>i</td></tr> <tr><td>t</td><td>c</td><td>a</td><td>d</td><td>e</td><td>f</td><td>n</td></tr> <tr><td>g</td><td>r</td><td>h</td><td>t</td><td>i</td><td>j</td><td>d</td></tr> <tr><td>k</td><td>l</td><td>m</td><td>n</td><td>h</td><td>o</td><td>p</td></tr> <tr><td>f</td><td>r</td><td>o</td><td>s</td><td>t</td><td>e</td><td>q</td></tr> <tr><td>c</td><td>l</td><td>o</td><td>u</td><td>d</td><td>s</td><td>r</td></tr> </table>	w	a	b	s	n	o	w	e	e	l	i	a	h	i	t	c	a	d	e	f	n	g	r	h	t	i	j	d	k	l	m	n	h	o	p	f	r	o	s	t	e	q	c	l	o	u	d	s	r	<p>Our word of the day is spring.</p> <p>Can you use the word spring in a sentence.</p> <p>Make sure you use some amazing adjectives and wow words.</p> <p>Can you learn this poem? Can you think of some actions that will help you remember the poem?</p> <p><u>Spring Poem</u>  Frogs croak,  Rain soak.  Chicks peep,  Crickets leap.  Bees hum,  Sparrows come.  Birds sing,  It's Spring.</p>	<p>Our word of the day is alive.</p> <p>Can you find out what the word means and use it in a sentence?</p> <p>Yesterday you learnt a poem about the spring.</p> <p>Your challenge today is to write your own poem.</p> <p>It could be a season's poem or a funny poem, you choose.</p> <p>Draw some illustrations or, think of some actions.</p>	<p>Our word of the day is world.</p> <p>Can you use the internet or a book, (atlas, encyclopaedia) to find some interesting facts about our world?</p> <p>Challenge,</p> <p>Write an information leaflet about our world. Remember to include headings, sub headings, pictures, illustrations and a fun fact.</p> <p>Ideas could include, the different continents, different animals, places you have been. Facts about the ocean. You choose. Remember to</p>	<p>Our word today, exciting.</p> <p>Learn to spell the words excite, exciting, excited, excitement.</p> <p>Write a list of all the things you do that are exciting.</p> <p>Find a book with an exciting story or plot. Find your favourite place. Read your book.</p> <p>Share the book with your family.</p> <p>Have an exciting time reading your book.</p>
w	a	b	s	n	o	w																																																
e	e	l	i	a	h	i																																																
t	c	a	d	e	f	n																																																
g	r	h	t	i	j	d																																																
k	l	m	n	h	o	p																																																
f	r	o	s	t	e	q																																																
c	l	o	u	d	s	r																																																

	<table border="1" style="margin-left: auto; margin-right: auto;"> <tr> <td>r</td><td>a</td><td>i</td><td>n</td><td>b</td><td>o</td><td>w</td> </tr> </table> <p>Last week our word of the day was weather.</p> <p>Can you remember how to spell the word weather?</p> <p>How many weather words can you find?</p> <p style="text-align: center;">weather rain clouds sun snow hail rainbow wind frost wet</p> <p>Good luck</p>	r	a	i	n	b	o	w	<p><u>Challenge</u></p> <p>Copy out this poem in your best handwriting.</p> <p>Can you draw pictures for each part of the poem?</p>		<p>use your golden sentences.</p>	
r	a	i	n	b	o	w						
<p style="text-align: center;"><b>Foundation Subjects</b></p> <div style="display: flex; justify-content: center; gap: 10px;">    </div>	<p><b>Music</b></p> <p>Can you make your own musical instrument?</p> <p>Using different scrap materials from around your home, see if you can make your own musical instrument!</p> <p>TIP- you can make a rain maker from using pasta and an empty toilet roll.</p>	<p><b>Computing</b></p> <p>Continuing on from algorithms, can you create an obstacle course that one of your family members could complete, blindfolded, by only following your instructions?</p>	<p><b>Science</b></p> <p>Its summer!</p> <p>Draw a summertime picture of your garden (or your fantasy garden) containing lots of different features of summer. Think about the trees, plants, flowers, birds, insects, sky. You can then write and describe your summer garden.</p>	<p><b>History</b></p> <p>Can you look through your baby photos and create a timeline of your life? If you do not have photos, you could always draw your pictures! Remember to start at the day you were born.</p>	<p><b>DT</b></p> <p><b>RECYCLE!</b></p> <p>Using recycled materials from your homes (milk cartons, shoe boxes etc.)design a product with a moving feature?</p> <p>TIP- you could use milk cartons and lollipop sticks to make a windmill.</p>							

<p style="text-align: center;"><b>PE and RE</b></p> <div style="display: flex; justify-content: space-around; align-items: center;">   </div>	<p><b>Physical activity</b></p> <p>Put on your favourite song and create a dance! Think about low and high movements, big and small shapes, as well as different travelling movements.</p> <p>TIP- you could use star wars theme tune to create a battle dance, or think about the life of a plant that begins as a seed and grows into a beautiful flower.</p>	<p><b>RE</b></p> <p>Write a thank you prayer for the food that you receive. Then, before eating your tea, share this prayer with your family.</p>	<p><b>Physical activity</b></p> <p>Daily mile challenge</p> <p>Go out for your daily walk or exercise where you could run, jog, cycle or even walk.</p>	<p><b>RE</b></p> <p>Share some reflective time with your families. Light candles, put quiet music on and take a moment to quietly talk to God and share your worries with him. It may be about this worrying time. Ask him to protect you and say thanks for always being there and watching over you all.</p>	<p><b>Physical activity</b></p> <p>Circuit training</p> <p>Set up six exercise stations in your garden/home.</p> <p>Examples</p> <ol style="list-style-type: none"> <li>1. Skipping rope</li> <li>2. Star jumps</li> <li>3. Sit-ups</li> <li>4. Running</li> <li>5. Hula hoop</li> <li>6. Press-up</li> </ol> <p>Set a 1 minute timer and get children to complete each station for one minute then have a one minute rest in between. Complete the circuit twice.</p>