




# St Oswald's Catholic Primary School Home Learning

Year Group: 6

Week Beginning: 8<sup>th</sup> June 2020



	Monday	Tuesday	Wednesday	Thursday	Friday
<p>Maths</p> 	<p>Times Tables Rockstars <a href="https://trockstars.com/">https://trockstars.com/</a></p> <p><b><u>Lesson 1 : Algebra – Find a rule</u></b></p> <p>Follow the link below and watch the video explaining today's lesson, a worksheet has been attached to the school website with answers for when you have finished.</p> <p><a href="https://whiterosemaths.com/homelearning/year-6/">https://whiterosemaths.com/homelearning/year-6/</a></p>	<p>Times Tables Rockstars <a href="https://trockstars.com/">https://trockstars.com/</a></p> <p><b><u>Lesson 2 : Algebra – Forming expressions</u></b></p> <p>Follow the link below and watch the video explaining today's lesson, a worksheet has been attached to the school website with answers for when you have finished.</p> <p><a href="https://whiterosemaths.com/homelearning/year-6/">https://whiterosemaths.com/homelearning/year-6/</a></p>	<p>Practise 12 times tables 'Hit the button' game <a href="https://www.topmarks.co.uk/maths-games/hit-the-button">https://www.topmarks.co.uk/maths-games/hit-the-button</a></p> <p><b><u>Lesson 3 : Algebra – Substitution</u></b></p> <p>Follow the link below and watch the video explaining today's lesson, a worksheet has been attached to the school website with answers for when you have finished.</p> <p><a href="https://whiterosemaths.com/homelearning/year-6/">https://whiterosemaths.com/homelearning/year-6/</a></p>	<p>Pick a game <a href="https://mathsframe.co.uk/en/resources/category/22/most-popular">https://mathsframe.co.uk/en/resources/category/22/most-popular</a></p> <p><b><u>Lesson 4 : Algebra – Solve simple 1 step equations</u></b></p> <p>Follow the link below and watch the video explaining today's lesson, a worksheet has been attached to the school website with answers for when you have finished.</p> <p><a href="https://whiterosemaths.com/homelearning/year-6/">https://whiterosemaths.com/homelearning/year-6/</a></p>	<p>Times Tables Rockstars <a href="https://trockstars.com/">https://trockstars.com/</a></p> <p>Today is a full arithmetic test which has been added to the school website along with the answers.</p>

	<b>Word of the day-</b> find the definition, write it in a sentence and learn how to spell it.				
English 	<p>Word of the day – <b>Denotation</b></p> <p><b>Spelling</b></p> <p>WEEKLY CHALLENGE: Going for Gold!!!</p> <p>Here is a booklet including all of the Year 5 and 6 spellings – test yourself on the spellings with a family member or a friend!</p> <p>Think of new ways to remember the spellings - you can use these spellings all week! You don't have to learn each one today!!</p> <p>CHALLENGE: Let's see how many spellings you can including in these weeks writing lessons!</p>	<p>Word of the day – <b>Imperative</b></p> <p><b>Vocabulary</b></p> <p>Using hyperbole, similes and metaphors</p> <p>Recap hyperbole, similes and metaphors by watching the following. <a href="https://www.bbc.co.uk/bitesize/articles/zhcc92p">https://www.bbc.co.uk/bitesize/articles/zhcc92p</a></p> <p>The lesson includes : 3 videos 3 activities</p> <p><b>EXTENTION: Can you create a poem of your choice including examples of these and personification from one of your previous lessons!</b></p> <p><b>Take a photo of your work and tag us on twitter</b></p> <p><b>@StOswaldsPriLiv</b></p>	<p>Word of the day – <b>Diligent</b></p> <p><b>Writing</b></p> <p>Watch the short story : Dream <a href="https://www.literacyshed.com/dream.html">https://www.literacyshed.com/dream.html</a></p> <p><b>TASK</b></p> <p>This animation can be used to write a narrative in either the 1st or 3rd person.</p> <p>You could write stories with flashbacks. You wake up and then remember what you had dreamed about.</p> <p>This scene seems to be someone jumping off a bed. You could describe the scene without sharing where you are and then leave the reader on a cliff-hanger after describing yourselves stepping off into space.</p> <p>Remember to include the weekly / daily spellings and any examples from yesterday.</p>	<p>Word of the day – <b>Melancholy</b></p> <p><b>Comprehension</b></p> <p>Daily Book Club: A Pocketful Of Stars by Aisha Bushby <a href="https://www.bbc.co.uk/bitesize/articles/zvhhnr">https://www.bbc.co.uk/bitesize/articles/zvhhnr</a> <a href="https://www.bbc.co.uk/bitesize/articles/zdtny9q">d</a></p> <p>Using the book A Pocketful Of Stars you will learn how to investigate a text, compare extracts and to write from a character's perspective.</p> <p>This lesson includes:</p> <p>Two videos of professional wrestling star Becky Lynch reading extracts from the book</p> <p>Three activities</p>	<p>Word of the day – <b>Tangible</b></p> <p><b>SPAG</b></p> <p>SEMI COLONS Remind yourself what a semi colon is</p> <p><a href="https://www.bbc.co.uk/bitesize/articles/zdtny9q">https://www.bbc.co.uk/bitesize/articles/zdtny9q</a></p> <p>Learn how to use semicolons.</p> <p>This lesson includes:</p> <p>Three videos</p> <p>Three activities</p>

			Remember to use personification & descriptive words and phrases to describe the setting.		
	<p><b>Computing</b>  <b>What makes a good computer game?</b></p> <p><a href="https://www.bbc.co.uk/bitesize/articles/z6n7xyc">https://www.bbc.co.uk/bitesize/articles/z6n7xyc</a></p> <p>In this lesson learn what goes into making a good computer game and try making your own simple game.</p> <p>This lesson includes:</p> <p>Two videos  Two activities to help you learn more</p> <p><b>TASK</b>  There are computer games for all age ranges and interests. You can play games on lots of devices including mobile phones, tablets, computers and consoles.</p>	<p><b>HISTORY</b>  <b>Anglo Saxons</b></p> <p><a href="https://www.bbc.co.uk/bitesize/articles/z4bkjp3">https://www.bbc.co.uk/bitesize/articles/z4bkjp3</a></p> <p>Recap about about who the Anglo Saxons were and how they lived.</p> <p>This lesson includes:</p> <p>Three videos exploring what life was like in Anglo Saxon times</p> <p>Two activities to build historical knowledge and understanding</p> <p><b>TASK</b>  Make a piece of artwork showing an Anglo-Saxon village. This could be a poster or even a 3D model village</p>	<p><b>SCIENCE</b>  <b>Adaptation</b></p> <p><a href="https://www.bbc.co.uk/bitesize/articles/zjf3rj6">https://www.bbc.co.uk/bitesize/articles/zjf3rj6</a></p> <p>What is adaptation?  We have looked at this in our topic earlier in the year of Evolution and Inheritance</p> <p><b>TASK</b>  Explore adaptations in animals and plants.</p> <p>This lesson includes:</p> <p>Two videos  Four activities.</p>	<p><b>GEOGRAPHY</b>  <b>Trade and Economics</b></p> <p>What is trade? This is something that we would be looking at this term. Trade is an important way for countries to make money. Buying and selling things is called trade.</p> <p><b>TASK</b>  Using the information from the website below, <a href="https://www.bbc.co.uk/bitesize/articles/zfcnf4j">https://www.bbc.co.uk/bitesize/articles/zfcnf4j</a></p> <p>This lesson includes:  one video introducing trade including export and import  one video introducing economic activity including supply and demand  three activities to build on the knowledge</p>	<p><b>ART</b>  <b>Painting, Collage and Printmaking – Storytelling</b></p> <p><a href="https://www.bbc.co.uk/bitesize/articles/z47fvk7">https://www.bbc.co.uk/bitesize/articles/z47fvk7</a></p> <p><b>This link teaches you about how famous Portuguese artist Paula Rego uses her artworks to tell stories, learn some basic artistic techniques and create your own artwork.</b></p> <p>Watch the videos on the website with examples of how to tell a story through art.</p> <p><b>TASK</b>  Use either painting, collage, or printmaking to create a work of art that tells a story. There are examples on the website – but why not use this current pandemic to tell a story of what is happening today?</p>

	<p>All games come from a basic idea that is then developed into a game.</p> <p>Characters are created uniquely to each video game. Your first task is to create your own character.</p> <p>Your second task is to Use your coding skills and learn about code cracking in World War Two in this activity from Barefoot – website above</p>				
Foundation Subjects	<p><b>PE - Joe Wicks</b></p> <p><a href="https://www.youtube.com/watch?v=5ALV5ngx8WM">https://www.youtube.com/watch?v=5ALV5ngx8WM</a></p> <p>Following this PE lesson, take ideas for a new diet plan:</p> <p>What different types of food can you eat?</p> <p>Maybe even start tracking the food you eat to see how many calories that you consume each day – speak to your parents, they may use My Fitness Pal.</p> <p>Nutrition is extremely important and something that you think about in both science and PE in secondary school.</p>	<p><b>RE</b></p> <p>Reconciliation: Friendships and relationships allow us to live together in peace, however sometimes we do fall out with people. Reconciliation allows us to discover their ability to reach out and repair what has been damaged – there is always need for reconciliation. For example: a situation in which two people or groups of people become friendly again after they have argued – this is reconciliation.</p>	<p><b>PE - CIRCUIT</b></p> <p>10 – 1 Bodyweight workout</p> <p>During this workout you will complete as many rounds as possible in half an hour:</p> <p>10: Squat jumps  9: Press ups  8: Crunches  7: Burpees  6: Sit ups  5: Up down planks – do one starting with the right elbow then one starting with the left  4: Star jumps</p>	<p><b>RE</b></p> <p>Research Hospices and volunteers/workers at a hospice.  Note down what is important.  What are hospices?  Where is hospice care provided?  Who is hospice care provided for?  Are there any local hospices to me?</p> <p>Create a diary of a volunteer at a hospice. (Use the internet for further information).  Explain what inspired you to volunteer and why you did so, what you have to offer, what you do each</p>	<p><b>PE – 60 second challenge</b></p> <p>The speed bounce challenge</p> <p>Equipment : A pillow</p> <p>How many times can you bounce over a pillow in 60 seconds</p> <p><a href="https://www.youthsporttrust.org/sites/default/files/Speed%20Bounce%20Challenge.pdf">https://www.youthsporttrust.org/sites/default/files/Speed%20Bounce%20Challenge.pdf</a></p>

		<b>TASK</b> <ul style="list-style-type: none"><li>• Recall a time when you were reconciled to someone else.</li><li>• What or who made the reconciliation possible?</li><li>• How might that person have felt?</li><li>• How did you feel?</li></ul>	3: Plank walk ups 2: Leg lifts 1 minute plank  Record how many rounds you do and try and beat it next time round 😊	day and how it helps others and yourself.	
--	--	--	--	---	--