


# Cole's Kingdom: Character Description


## Planning

Look at the character and organise your ideas. Think about your senses. An example has been added for you.



A central illustration of a young man with brown hair, wearing a green patterned sweater, is surrounded by a network of lines connecting to various text boxes. One box on the left contains the text "wild, brown hair". A speech bubble on the right contains the text "How does he speak?". There are several other empty text boxes for notes.

Now, think about the character's personality. How could you tell the reader about the character through their actions? An example has been added for you.



A central illustration of the same young man is surrounded by a network of lines connecting to various text boxes. One box on the left contains the text "happily chattering". There are several other empty text boxes for notes.

# Cole's Kingdom: Character Description



A large rectangular area with a decorative gold border. The border features intricate scrollwork and gemstones at the corners. Inside the border, there are 20 horizontal lines for writing, arranged in two columns of ten lines each.



# Cole's Kingdom: Character Description

## Planning

Look at the character and organise your ideas. Think about your senses. An example has been added for you.

large, kind eyes

How does he speak?

Now, think about the character's personality. How could you tell the reader about the character through their actions? An example has been added for you.

softly smiling

# Cole's Kingdom: Character Description

A large rectangular frame with an ornate, golden-brown border featuring intricate scrollwork and circular medallions at the corners. Inside the frame, there are 20 horizontal lines for writing, arranged in two columns of ten. The lines are evenly spaced and extend across most of the width of the frame.



# Cole's Kingdom: Character Description

## Planning

Look at the character and organise your ideas. Think about your senses. An example has been added for you.

A central illustration of a king with a long white beard, a gold crown, and a blue and white fur cape. The illustration is surrounded by a network of lines connecting to various text boxes for notes. One box on the left contains the text "grey, wrinkled face". A speech bubble on the right contains the text "How does he speak?". There are several other empty text boxes for additional notes.


Now, think about the character's personality. How could you tell the reader about the character through their actions? An example has been added for you.

A central illustration of the same king as in the first diagram. It is surrounded by a network of lines connecting to various text boxes for notes. One box on the left contains the text "smirking cruelly". There are several other empty text boxes for additional notes.



# Cole's Kingdom: Character Description

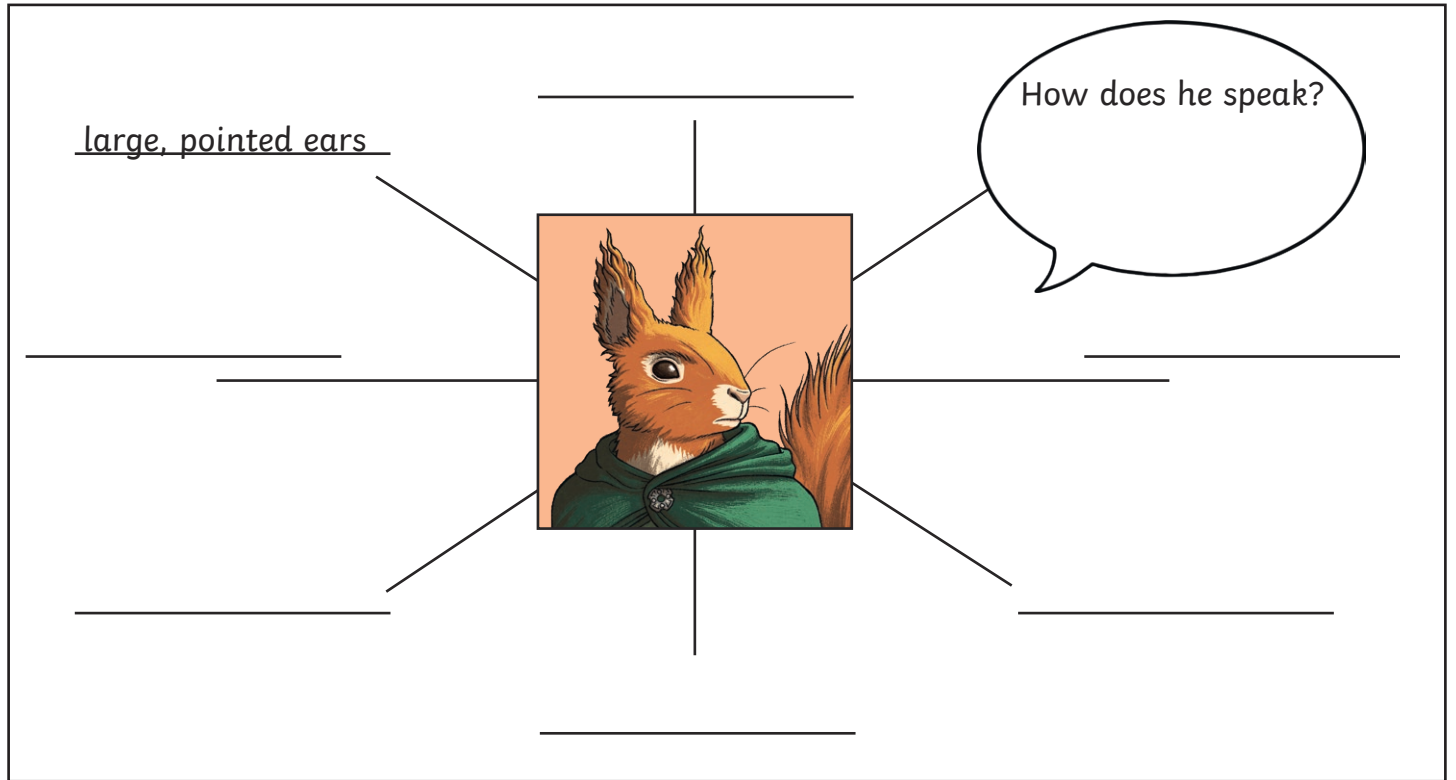
A large rectangular frame with ornate, golden-brown scrollwork borders. The corners of the frame are decorated with circular medallions containing colorful gemstones. Inside the frame, there are 20 horizontal lines for writing, arranged in two columns of ten lines each. The lines are evenly spaced and extend across most of the width of the frame.



# Cole's Kingdom: Character Description

## Planning

Look at the character and organise your ideas. Think about your senses. An example has been added for you.

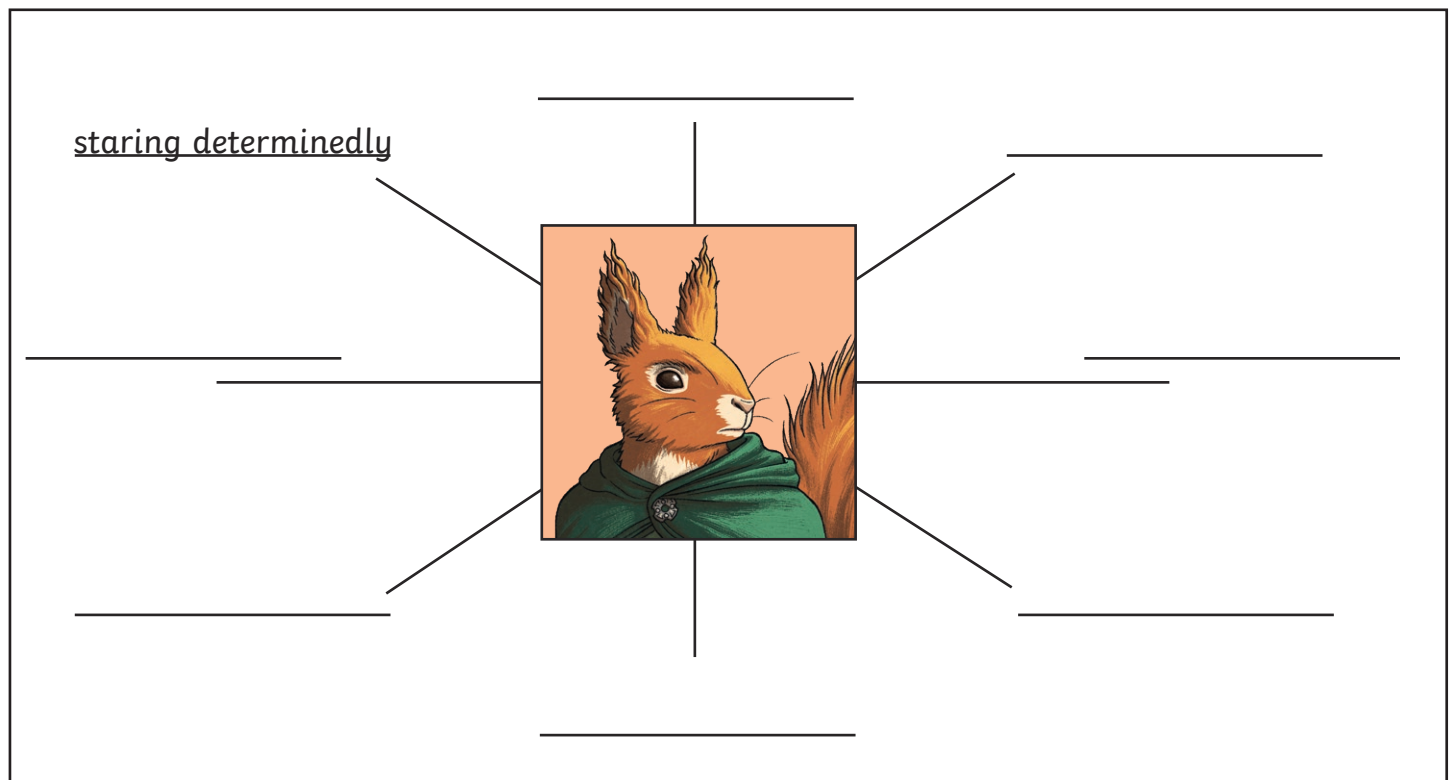


A central illustration of a brown rabbit wearing a green hooded cloak is surrounded by a grid of lines for notes. A speech bubble on the right contains the text "How does he speak?". The example text "large, pointed ears" is written in the top-left corner.

large, pointed ears

How does he speak?

Now, think about the character's personality. How could you tell the reader about the character through their actions? An example has been added for you.




A central illustration of a brown rabbit wearing a green hooded cloak is surrounded by a grid of lines for notes. The example text "staring determinedly" is written in the top-left corner.

staring determinedly

# Cole's Kingdom: Character Description

A large rectangular frame with an ornate, golden-brown border featuring intricate scrollwork and circular medallions at the corners. Inside the frame, there are 20 horizontal lines for writing, arranged in a single column.





# Cole's Kingdom: Character Description

## Planning

Look at the character and organise your ideas. Think about your senses. An example has been added for you.

A central illustration of a white wolf-like character with orange eyes, wearing a red cape and a gold collar with a red gem. The character is surrounded by a network of lines connecting to various text boxes for planning. One box on the left contains the text "piercing, red eyes". A speech bubble on the right contains the text "How does he speak?". There are several empty lines for additional notes.

Now, think about the character's personality. How could you tell the reader about the character through their actions? An example has been added for you.

A central illustration of the same white wolf-like character. The character is surrounded by a network of lines connecting to various text boxes for planning. One box on the left contains the text "growling menacingly". There are several empty lines for additional notes.

# Cole's Kingdom: Character Description

A large rectangular frame with ornate, golden-brown scrollwork borders. The frame contains 20 horizontal lines for writing, arranged in two columns of ten lines each. The corners of the frame are decorated with circular medallions containing colorful gemstones.

