








	Monday	Tuesday	Wednesday	Thursday	Friday
 Maths	<p>Today we have a song to listen to about shape. Can you join in with the song and count how many sides each shape has? Click the link to hear the song The Shapes Song</p> 	<p>Our number of the week is 6. https://www.bbc.co.uk/ipla/yer/episode/b08pgksd/numberblocks-series-2-six</p>  <p>Can you find 6 fingers on your hands? You need to use two hands. Can you find a number 6 in your home? Can you count 6 of your toys? (Put them in a line and touch each one as you count them.)</p>	<p>Can you make a shape picture? You can draw it, cut out shapes, use objects or print a picture out. Here is a picture that Mrs Rose made using things in her home. We would love you to share them with us. Remember to talk about the shapes as you make your picture.</p> 	<p>Today we are going to practice counting. If you have stairs in your house these are great to use, if not you could put something on the floor to help. Try counting each step you go up 1-2-3-4-5 Then come back down again 5-4-3-2-1 If you are confident with this keep going up an extra step each time. Remember counting back is important too. What number can you get up to?</p> 	<p>We have looked a lot at shapes over the last two weeks, so let's see what you can remember. You can use playdoh, string, objects, pencils/pens or whatever you can make shapes with. Can you make a square? How many sides does it have? Are they all the same size?  Can you make a triangle? How many sides does it have? Can you make a circle? How many edges does it have? Take some pictures of what you make and share it with us. We would love to see your work.</p>
Phonics	<p>Sound of the Week This week's sound – T. Say this</p> 	<p>You will need to use your listening ears for this. Adult - Tap out a beat using a stick or wooden spoon on a pan or the floor (start with a simple beat at first) and</p>	<p>Think of a word to describe yourself, starting with the same first sound as your name, e.g. 'Cute Colin', 'Fast Francis', 'Super</p>	<p>Today we are going to be helping an alien called Pix. Can you draw what he may look like? Pix loves pizza, it is his favourite food! Because</p>	<p>Place a group of objects from around the house on to the tray .e.g soft toy, a cat, a pen, a lid, a hat, mug etc</p>



sound. Sing “When I watch the tennis game” Listen to the phonics songs here:

[Jolly Phonics Phase Two](#)

Take mouse on a hunt around your house to find things beginning with t. How many can you find? Try writing “t” today.

encourage the children to listen carefully. Is it fast/slow, loud/quiet? Change the beat and instrument, then ask the same questions. Encourage the children to move in time to the beat (a simple one at first, suitable for marching). How does the sound make you feel? Take turns tapping out a beat.




Sarah’. Here are some ideas: ‘happy, clever, funny, loud, caring, kind, smiley, loving, energetic, marvellous, fantastic, silly, joking’. Can you think of funny names for other people in your family beginning with the same sound as their name? Mrs Parkinson has got Hungry Harry and Lovely Lucy in her house!


ABCDEFGHIJKLMNOPQRSTUVWXYZ






he is an alien, he likes some really strange toppings on his pizza. He has sent a message asking if you can make him some amazing pizza. With your grown up think of objects around the house that begin with t our sound of the week – telephone, TV, towel , table etc If possible draw some objects and cut them into squares .Would you like those toppings on a pizza? What is special about these words? (They all start with the same sound!) This is called ‘alliteration’. Pix only likes pizzas with toppings beginning with the same sound on it. Cut out a circle paper pizza base. Can you think of things to put on the pizza beginning with t our sound of the week? Choose toppings to add to the pizza base. Say the name of the toppings as you add them to the pizza.

Choose an object and count the sounds- ‘oh look it’s a cat, c-a-t.’ Count the sounds on your fingers as you say the word – that word has 3 sounds.

Ask your child to select another object. Together, say the name and count the sounds using your fingers. Discuss the number of sounds in the words.



				<p>Try making another pizza using the sound your name starts with. Do you think Pix will like that pizza? Does it have enough toppings on?</p> 	
--	--	--	--	--	--

Communication, Language and Literacy	<p><u>Communication and Language</u></p> <p><u>Song of the week</u></p> <p><u>The wheels on the bus</u></p>  <p>Sing the song the wheels on the bus. There is a link to the video above but you already know this one so you might not need it.</p> <p>Can you think of other actions you could add to this song? What else might happen on the bus? What would dogs or cats on the bus do?</p>	<p><u>Reading</u></p> <p><u>Nick Sharratt reads Shark in the Park on a Windy Day! for the Bookbug Picture Book Prize 2017</u></p> <p>Listen to the story from the link above.</p> <p>Can you hear the rhyming words?</p> <p>Can you make a telescope from a kitchen roll or toilet roll tube? Look around your house and see what you can find through your telescope.</p> 	<p><u>Communication and Language</u></p> <p><u>Where's mouse?</u></p>  <p>Take turns with your family to hide mouse around your house and play hide and seek.</p> <p>Practise counting backwards from 10 while someone hides mouse. Use positional language to give clues. E.g. mouse is under..., mouse is behind...</p>	<p><u>Writing</u></p> <p><u>Names game</u></p>  <p>Using empty packets from your recycling find all of the letters you need to make your name. Can you cut them out and stick them on some paper to make your name?</p> <p>Can you find the letters you need to make other names of people in your family?</p>	<p><u>Communication and Language</u></p> <p>In nursery we love stories, read some stories at home this week and talk to your family about the characters, what happens at the beginning, in the middle and at the end? Which stories are your favourites? Mrs Greer loves The Gruffalo, Monstersaurus and of course Nibbles the book monster.</p> 
<p><u>Word of the week:</u> <u>Community</u>. We all belong to different communities. Talk to your family about what it is to be part of a community and the different communities you are part of. For example, our school community, Old Swan, your church community, football or gymnastics groups.</p>					

Mouse Club



This week's mouse club activity is all about families. At the moment we are all spending lots of time with our families but also missing some family members and friends that we can't see until things are a bit safer. Some children I have spoken to have been making memory books and boxes about this time at home and this weeks activities might be nice to put in those lovely books and boxes. Use the activity cards below to make some memories with your family.

Physical Development – Moving and Handling, Gross Motor Development

Have fun inside or out moving like different animals. Here are some ideas:

Move like a bird (run with arms outstretched)

Move like a snake (wiggle on tummies on the floor)

Move like a bear (walk on all fours)

Move like a frog (get down on haunches and hop)

Move like a kangaroo (take big leaps with arms in front of chest)

Move like an elephant (with heavy stomping)

Move like a penguin (waddle with ankles close together and arms pinned to sides)

Walk like an animal

Technology



Go on a walk around your home. How many different types of technology can you find? Talk to your adult about what they are used for e.g. the washing machine is used for cleaning clothes. What is the kettle used for?

RE- Friends







Look at this picture together. What do you think has happened? Do you think the girl is being a kind friend? What do you think she should do or say to the little boy? Can you talk about a time when a friend made you feel sad. How did you sort it out?

Physical Development – Moving and Handling, Fine Motor Development



Make a writing tray. You could use lots of things from your cupboard such as flour, sugar, talc. Place them into a box lid or tray. If you have sparkles you can make it more magical but it's not important. Your child can then mark make in the tray. They can use their fingers, a paint brush, (encourage tripod grip) a fairy wand, a stick - the list is endless. Perhaps your child is already writing letters from their name, so encourage this as well as drawing shapes. Give the tray a shake and start again.

<p><u>RE</u> <u>Friends</u> Jesus said "Turn to me for I am kind and understanding, loving and gentle. I am always ready to forgive you."</p> 	<p><u>PSED – Managing Feelings and Behaviour</u></p>  <p><u>What If Everybody Did That? by Ellen Javernick & Illustrated by Colleen M. Madden</u></p> <p>Watch the story above and talk about how everybody's behaviour has consequences on others. At nursery sometimes children forget to hang their coats up. What if everybody did that?</p>	<p><u>Physical Development – Health and Self Care</u></p>  <p>There is lots of information at the moment about how we can stay safe. Talk to your grown-ups about all of the ways we can keep ourselves safe and healthy. Some ideas I have thought of are, eating healthy foods, doing</p>	<p><u>Getting ready for Reception</u></p>  <p>When you go to big school you will be able to stay all day and have a delicious school dinner or packed lunch. To help you to get ready for this we would like you to start practising some things at home. Don't worry if it's tricky there will always be grown-ups to help at school.</p>	<p><u>People and Communities</u></p> <p>Who are the people in your community? Can you name some of them? Neighbours, family, shop workers, church family....who else? Choose 1 person from your local community, maybe an elderly neighbour or a shop worker and make a card to send to them to cheer them up. Write your name inside so they can see who the card is from.</p>

<p>Can you think of a time when you forgave a friend or a friend forgave you? Draw a picture of you and your friend together. Tell your grown up about it.</p>		<p>exercises, having enough sleep, using sun cream.</p>	<p>Can you use your knife and fork to cut up and eat your food? Can you open packets and put straws in cartons? Can you drink from a cup? Can you try food you haven't had before?</p>	 A cartoon illustration of five children and a cat. In the center, a boy with a large head and a yellow shirt is sitting. To his left, a girl with dark skin and braids in a blue dress stands. Behind him, a girl with dark hair in a red shirt stands. To his right, a girl with red hair in a yellow shirt and green skirt stands. Further right, a girl with red hair in a blue dress stands. A grey cat with a red collar is sitting on the left.
--	--	---	--	--

2. About Me

Mouse Club
www.penetwork.co.uk

Our Family

Talk about your family!

Talk about your hands.

Do they have lines on?

Are you wearing any rings? What do they mean?

Whose is bigger?

Are you wearing nail varnish?

Draw round your hand and your child's hand.

Help your child to write inside the drawings of hands...

the person's favourite food

the person's favourite colour

something special about them

Make hands for some of the people in your family
(you could include family friends as well!)



Cut out the hands and put all of them together in a circle.

In the middle, write down what you like doing together.



Put the hands into a family treasure box.



How are you helping?

This activity will help your child to...

- think and talk about your family
- practise writing
- think about family celebrations and traditions