










	Monday	Tuesday	Wednesday	Thursday	Friday
Maths	<p><u>Number of the week - 9</u></p> <p>This week we are thinking about the number 9.</p> <p>Here is the link to the numberblocks episode about number 9 for you to watch at home.</p> <p>Numberblocks - Series 2: Nine</p> 	<p><u>All about the number 9</u></p>  <p>Take your mouse on a number 9 adventure around your house. Can you find anything that has a number 9 on it? Can you collect 9 different coloured things? Can you find 9 things that are bigger than your hand? Can you find 9 things that are smaller than your hand?</p>	<p><u>Shape hunt</u></p> <p>Make a telescope using a toilet roll or kitchen roll tube or a rolled up piece of paper, put your mouse on your shoulder and set off on a pirate treasure hunt around your house. Today you are looking for shapes. Can you find some triangles, rectangles, squares and circles? When you have done this there is a worksheet at the bottom of this planning for you to have a go at.</p>	<p><u>Shape pictures</u></p> <p>Today's activity is colour by shapes. Choose a picture from the bottom of this plan and use your coloured pencils, felts or crayons to colour in the shapes in the right colour. Your grown up will help you to read which colour each shape should be, then you can find all of those shapes and colour them in.</p> 	<p><u>Family Game Day/Night</u></p> <p>Dice games are a brilliant way of practicing your counting and number skills. Have you got a favourite board game at home to play with your family? Mrs Greer's family have been playing Cluedo, Snakes and Ladders and Monopoly at home. Can you play some dice games with your grown up at home today? We have put some at the bottom of this plan if you want to use them. You can even make your own dice.</p> 

<p>Communication, Language and Literacy</p>	<p><u>Song of the Week</u></p> <p><u>Five little speckled frogs</u></p>  <p>Click the link above to hear the song of the week. The words are attached below if you don't have access to the internet and need a reminder of one of our favourites. Can you use your fingers to show how many frogs are left on the log?</p>	<p><u>Reading</u></p> <p>Read the story of the gingerbread man which is attached below or click this link to watch it here. The Gingerbread Man</p>  <p>Talk about the story and try to answer these questions. What did the gingerbread man do when the little old lady opened the oven door? Who were the characters in the story? What did the gingerbread man keep saying over and over? Why did everyone want to catch the gingerbread man?</p>	<p><u>Communication and Language</u></p> <p><u>Pairs memory game.</u></p> <p>You will need either 12x paper plates or 12 pieces of paper (a larger sheet can be cut into squares). Adult - draw a simple picture on 2 plates .eg on 2 plates draw a cat, 2 x cap, 2 x smiley face etc Show your child the different pictures.Turn the pictures face down. The child turns over 2 plates and has to find a pair.If a pair is found the child keeps them. This can also be done as a turn taking game..</p> 	<p><u>Writing</u></p>  <p>Have you been remembering to keep practicing how to write your name? At the bottom of this page are lots of sheets to help you practice your pencil control. Mrs Greer and Mrs Parkinson would love to see some photos of you writing your names for us. Maybe you could send us an email with your photo?</p>	<p><u>Communication and Language</u></p> <p><u>The Gingerbread Man Can you Find...? Poster and Prompt Card</u></p> <p>Look at the picture from the story of The Gingerbread Man attached to the bottom of these plans. Talk about the picture together. Can you find these things in the picture? Cat,cow,rolling pin, fox, house, pig ,old man,hen? What will the gingerbread man do when he gets to the river? Where is the fox?What is he waiting for? How many buttons does the gingerbread man have?</p> 
---	--	--	--	--	--

Word of the week: **tiny**



Definition: very small.

Example: It was interesting to watch the **tiny** ants work together to collect food crumbs.

Activity: What other animals are **tiny**?

Mouse Club - Songs and Rhymes



This week mouse would love to learn some action songs. Mouse is feeling a bit silly this week and I wonder if you can make him or her laugh by changing the words to some of our favourite action songs. There is an activity card for this and words to some of the action songs at the bottom of this planning.

Physical Development – Moving and Handling

Have fun today with gonoodle, where you can dance, stamp and jump. Get your grown ups to join in too.

Click the link to join in. Or visit www.gonoodle.com

[Clap Stomp Jump](#)



People and Communities



There are lots of people around us who do important jobs. Below is a mouse club activity to help us think about these people in our community. Use the activity card to talk about people who help us in our local community.

RE- Our World

Use the link below to look at the pictures and discuss each one. Some will be more familiar than others. Choose just 4 or 5, as there are 26 one for each letter of the alphabet.

<https://comeandsee.cafod.org.uk/content/download/20681/144814/version/4/file/Explore-CAFOD-Global-AZ-slideshow.pptx>



Physical Development – Moving and Handling. Fine Motor Development

Use some of your pegs off the washing line and use them to practice fine motor skills, opening and closing them with one hand. You can make it into a game like the one below or even help peg out some washing.



RE – Our World

Ask the question- What do you love about our world?



Give a few ideas such as - flowers, trees, birds, families, teachers etc.

Say a prayer together thanking God for the things we love in our world.

Getting ready for school – for children moving up to Reception

How do you feel today? Talk to your grown up about how you are feeling? Do you feel happy? sad? worried? excited? scared? Can you draw some faces to show different feelings?



It's good to talk about how you feel. Can you tell how people are feeling by looking at them. At school its important to tell someone if you are upset.

Physical Development – Health and Self Care

Over the last few weeks we have had lots of sunny, hot weather. Today, think about how we should look after ourselves in hot weather.

Talk about using suncream, wearing a hat and drinking lots of water. See if you can remember to put on your suncream on hot days.



PSED- Self Confidence and Self awareness



What would you like to be when you grow up?

Talk about the things that you like to do and are good at .Everyone has talents / things they are good.

Use your talent today. Maybe you are good at dancing, singing, counting, drawing, being kind.

What skills would you need to have to do that job?

Expressive Arts and Design/Creative

Mrs Rose loves to sing, it is her favourite thing in the whole world. Have fun singing your favourite songs at home. Perhaps you could do a concert for your family or friends you see. Can you tap along to the songs keeping a steady beat?

Mrs Rose would love to hear what your favourite songs are.



Songs & Rhymes

17. Songs & Rhymes

Mouse Club

Sing and do the actions together!

Head, shoulders, knees and toes,
Knees and toes.

Head, shoulders, knees and toes,

Knees and toes.

And eyes, and ears, and mouth,
and nose.

Head, shoulders, knees and
toes, knees and toes.

Scan me

Can you make up
another silly
verse with
actions?

Chair, table,
floor and toes, floor
and toes...

How are you helping?

This activity will help your child to...

- learn about rhythm and rhyme
- make up simple songs
- count down from five

Tommy Thumb, Tommy
Thumb

Where are you? Where
are you?

Here I am, here I am, how do
you do?

Toby Tall, Toby Tall

Where are you?
Where are you?

Here I am, here I am, how
do you do?

Peter Pointer, Peter Pointer

Where are you?
Where are you?

Here I am, here I am, how do you
do?

Scan me

Now put
your child's
name in the
song.
Pretend to
look for
them!

Five little speckled frogs.

Sat on a speckled log.

Eating some most delicious bugs - yum, yum!

One jumped into the pool,

Where it was nice and cool,

Then there were four speckled frogs - glug, glug!

Scan me

Four little speckled frogs...

Three little speckled frogs...

Two little speckled frogs...

One little speckled frog...

..then there were NO speckled frogs!

© Parental Engagement Network CIC

www.penetwork.co.uk

Tommy Thumb

Tommy Thumb, Baby Small,
Tommy Thumb, Baby Small,
Where are you? Where are you?
Here I am, here I am,
How do you do? Here I am, here I am,
How do you do?

Peter Pointer, Fingers all,
Peter Pointer, Fingers all,
Where are you? Where are you?
Here I am, here I am, Here we are,
How do you do? here we are,
How do you do?

Toby Tall, Toby Tall,
Where are you?
Here I am, here I am,
How do you do? Here we are,
here we are,
How do you do?

Ruby Ring, Ruby Ring,
Where are you?
Here I am, here I am,
How do you do?



Five Little Speckled Frogs

Five little speckled frogs,
Sat on a great big log,
Eating some most delicious bugs - yum, yum!
One jumped into the pool, where it was nice and cool,
Then there were four speckled frogs - glub, glub!

Four little speckled frogs,
Sat on a great big log,
Eating some most delicious bugs - yum, yum!
One jumped into the pool, where it was nice and cool,
Then there were three speckled frogs - glub, glub!

Three little speckled frogs,
Sat on a great big log,
Eating some most delicious bugs - yum, yum!
One jumped into the pool, where it was nice and cool,
Then there were two speckled frogs - glub, glub!

Two little speckled frogs,
Sat on a great big log,
Eating some most delicious bugs - yum, yum!
One jumped into the pool, where it was nice and cool,
Then there was one speckled frog - glub, glub!

One little speckled frog,
Sat on a great big log,
Eating some most delicious bugs - yum, yum!
He jumped into the pool, where it was nice and cool,
Then there were no speckled frogs!



Head, Shoulders, Knees and Toes



Head, shoulders,
Knees and toes,
Knees and toes.



Head, shoulders,
Knees and toes,
Knees and toes.



And eyes,
And ears,
And mouth,
And nose.



Head, shoulders,
Knees and toes,
Knees and toes.



twinkl.com

All about the Number...



Roll two dice until you throw a number 9. Draw the dotted dice pattern.

Find 9 objects in the classroom. What did you find? Draw them here.

Draw 9 pieces of cheese for the mouse to nibble.



Can you see the number 9 in the classroom? Draw where you can see it.

nine



Which sweet jar has 9 sweets? Circle the correct jar.



All About Number 9 Number Formation Activity



How many fingers are being shown?



How many counters are in the ten-frame?



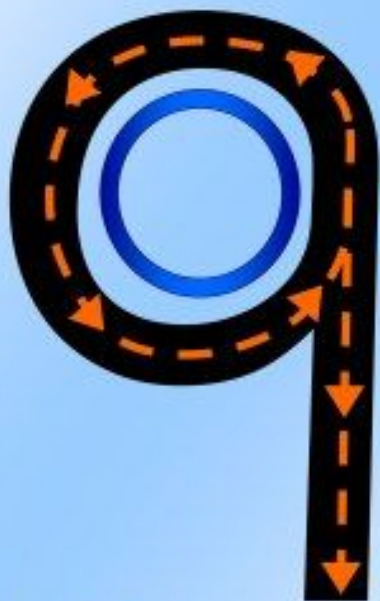
How many balloons can you see?



How many cakes are there?



Make a loop and then
a line,



That's the way we
make a nine.



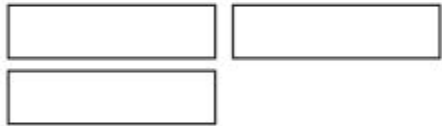
Pirate-Themed Spot the 2D Shape

What shapes can you find hidden around this pirate picture?

Can you find 4 circles?



Can you find 3 rectangles?

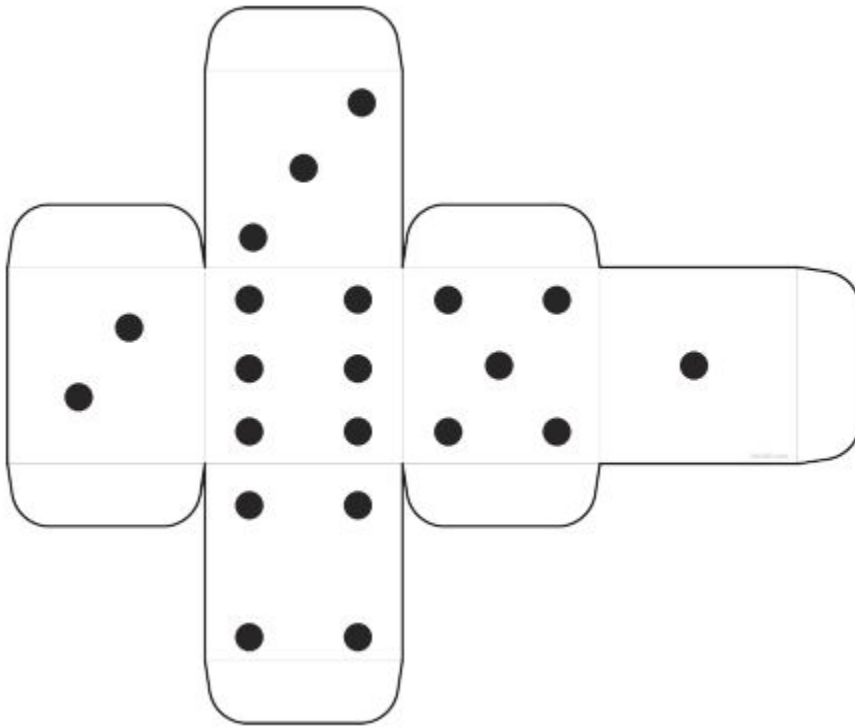


Can you find 2 triangles?



Can you find 1 square?





Gingerbread Man Dice Game

In groups, take it in turns to roll a dice. The first one to finish rolling and to draw a complete gingerbread man is the winner!

Draw the eyes



Draw the clothes



Draw the smile




Draw the buttons



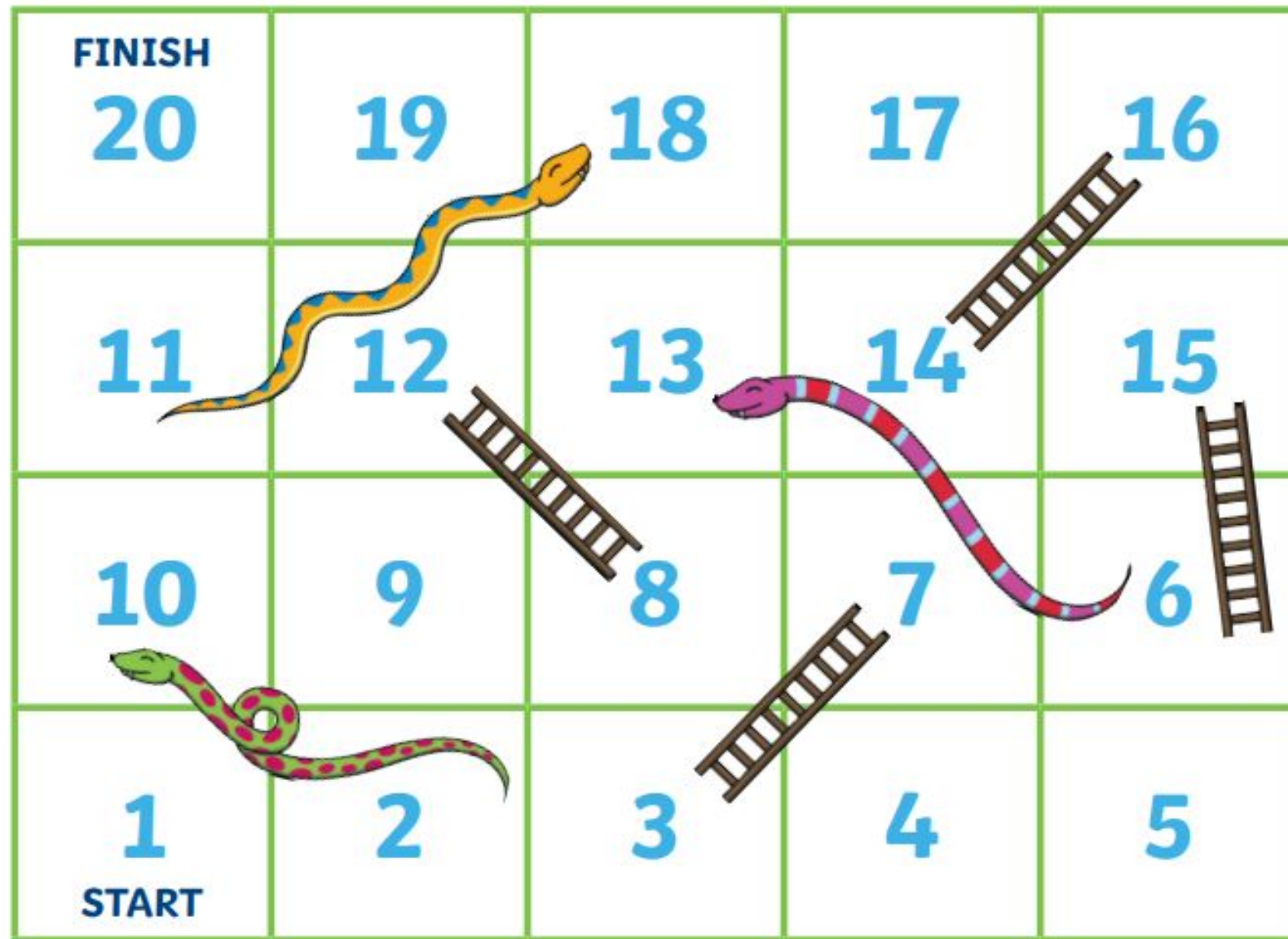
Draw the bow



Draw the hair



Snakes and Ladders



2D Shape Colouring

Can you colour the shapes to complete the picture?

Key:



= red



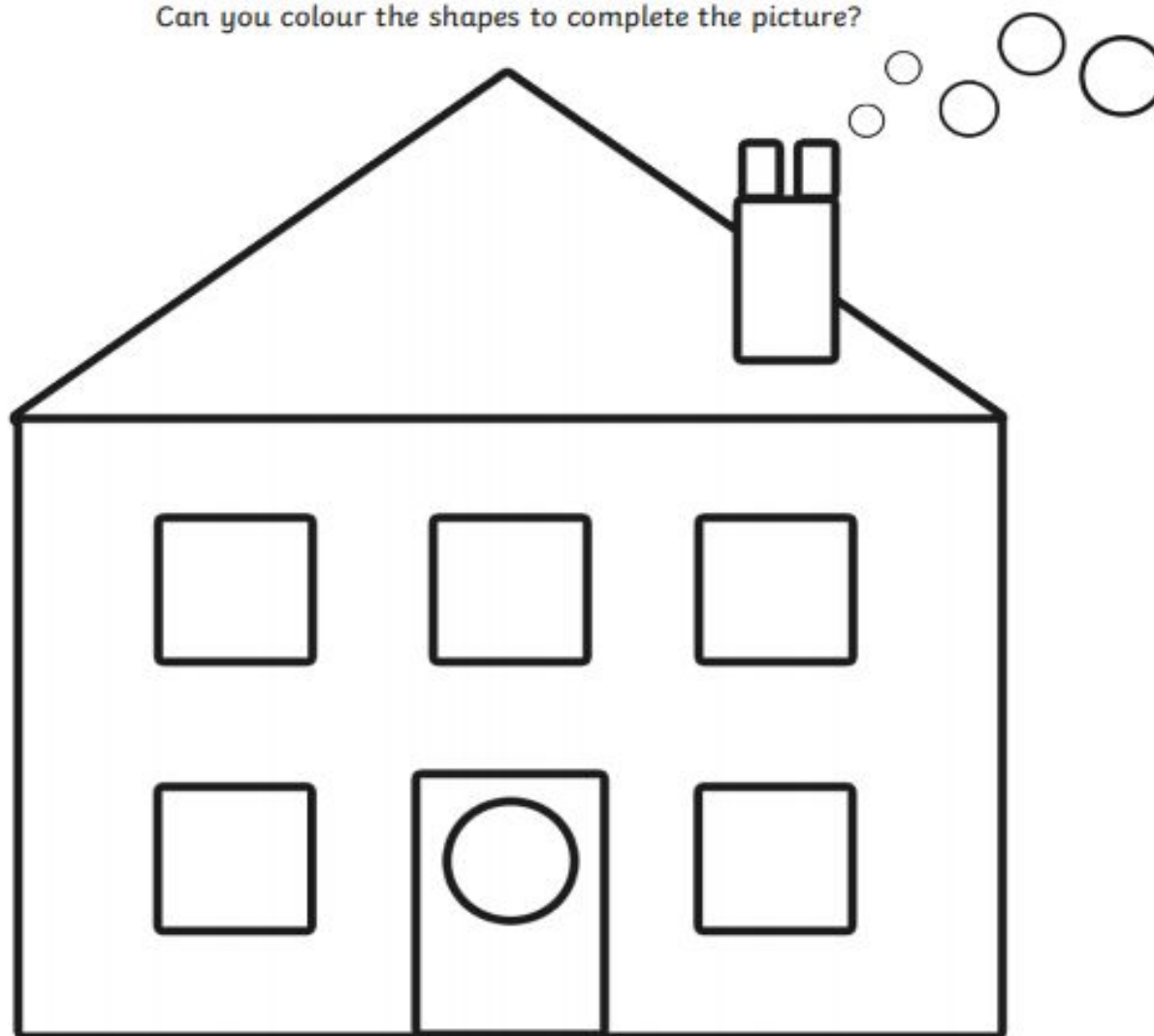
= blue



= yellow








= green




2D Shape Colouring

Can you colour the shapes to complete the picture?

Key:


-  = red
-  = blue
-  = yellow
-  = green
-  = purple





2D Shape Colouring


Can you colour the shapes to complete the picture?

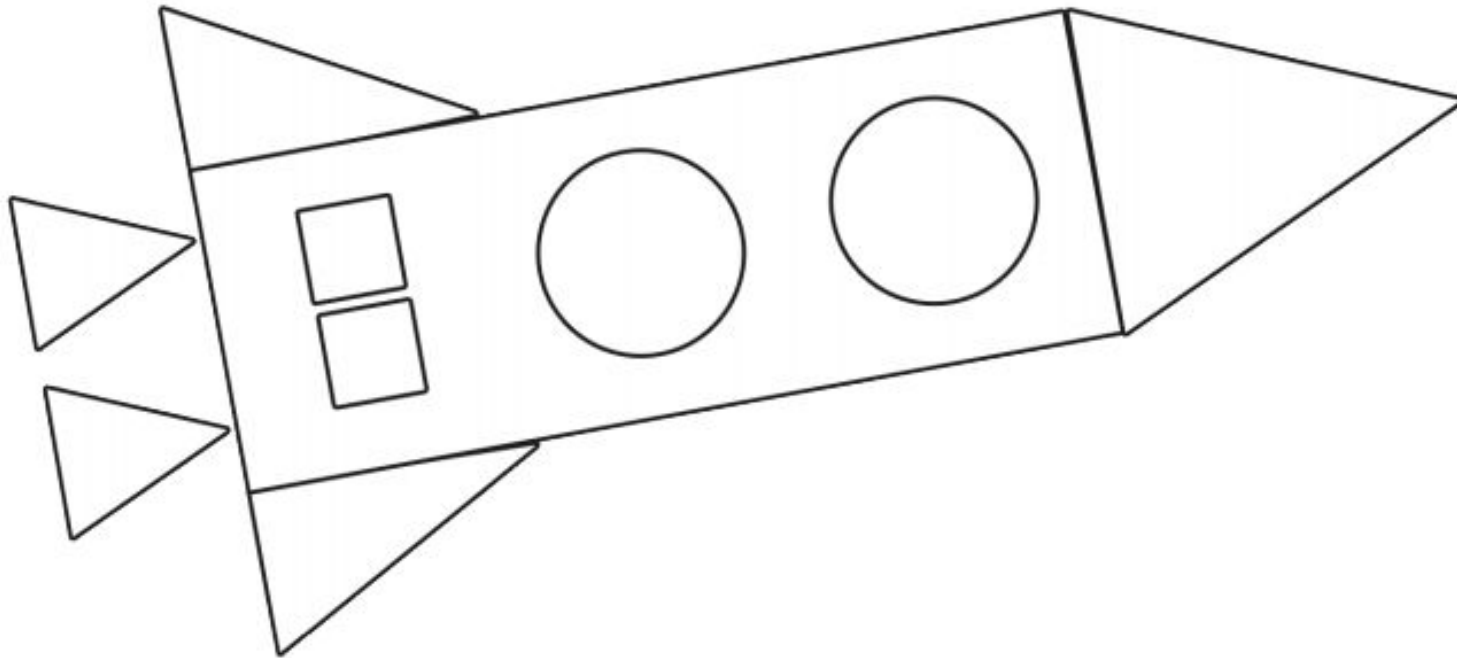
Key:

 = purple

 = yellow

 = green

 = blue



2D Shape Colouring

Can you colour the shapes to complete the picture?


Key:

○ = brown

□ = blue

△ = yellow

□ = green



I Can Write My Name Every Day!

Monday

Handwriting practice lines for Monday, consisting of a solid top line, a dashed middle line, and a solid bottom line.

Tuesday

Handwriting practice lines for Tuesday, consisting of a solid top line, a dashed middle line, and a solid bottom line.

Wednesday

Handwriting practice lines for Wednesday, consisting of a solid top line, a dashed middle line, and a solid bottom line.


Thursday

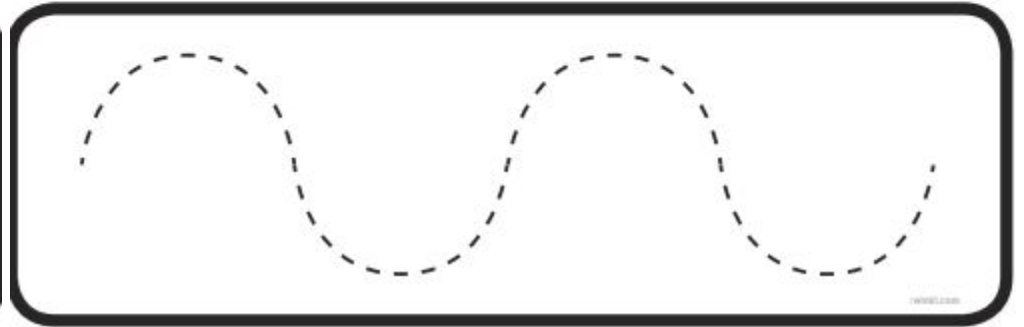
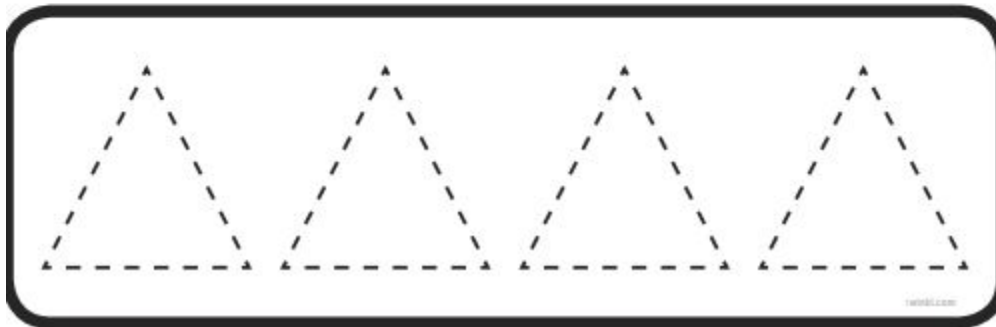
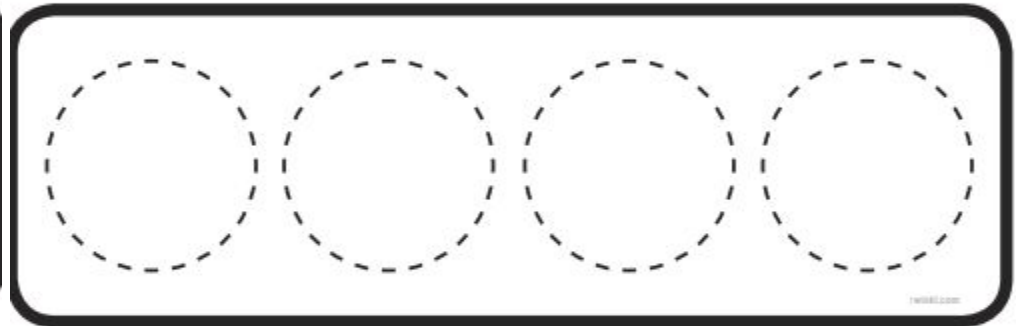
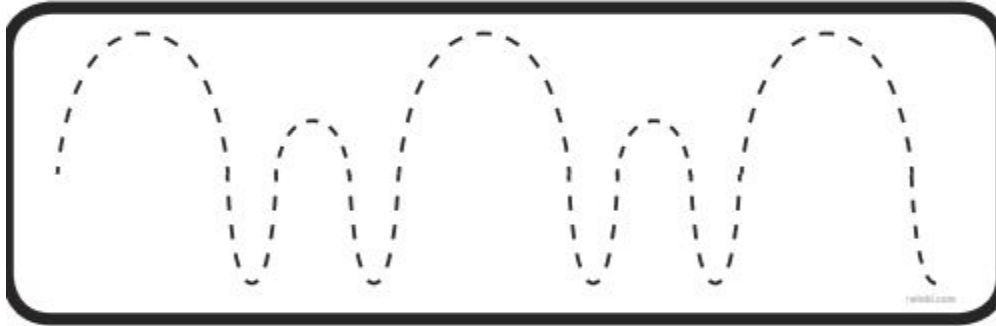
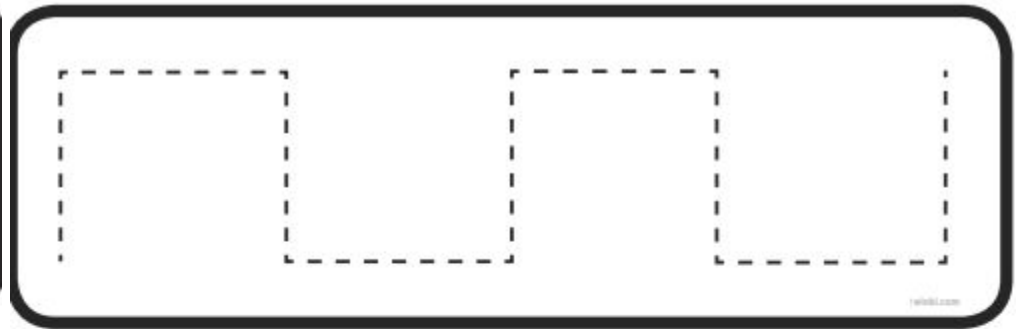
Handwriting practice lines for Thursday, consisting of a solid top line, a dashed middle line, and a solid bottom line.

Friday

Handwriting practice lines for Friday, consisting of a solid top line, a dashed middle line, and a solid bottom line.

Making Loops (e)





15. People Who Help Us



People who help us

There are lots of people who help us and do important jobs!

Can you think of any people who help us?

Who helps when we are unwell?

Who could help us if we are in trouble?



What different ways can our family help us?



How are you helping?

Talking together helps children to...

- understand the value of people in our community
- know where they can get help and who helps them
- know how people help us

Walk around your local area...

How many people can you see who help us?
What do they do and how do they help us?



You might see...

Refuse Collector



They take away our rubbish and recycle it if they can to help keep our streets and planet clean!



Lollipop Person

They help us to cross the road safely

Police Officer

They can help us in an emergency, or if we are lost



Librarian

They can help us find lots of different books for us to enjoy



Post man/woman

They deliver letters and parcels for us

The Gingerbread Man

'Can You Find...?' Poster Instructions

Can you find these things in the picture?

The Gingerbread Man

cat

cow

rolling pin

fox

house

pig

old man

hen

Questions

What will The Gingerbread Man do when he gets to the river?

Where is the fox?

What is he waiting for?

How many buttons does The Gingerbread Man have?

Why are they all chasing The Gingerbread Man?

Can you spot the old man's walking stick?

Do you like gingerbread?



twinkl
www.twinkl.co.uk





twinkl
visit [twinkl.com](https://www.twinkl.com)

