




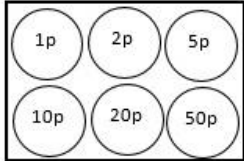


St Oswald's Catholic Primary School Home Learning

Year group: Reception

Week Beg : 15th June 2020



This is a suggestion of a timetable for how your weeks work could look. Feel free to mix the daily activities around.

	Monday	Tuesday	Wednesday	Thursday	Friday
<p>Maths</p>  <p>Raid your piggy banks grown-ups, this week's topic is money! (Create your own coins using card/paper if like the Queen you never carry cash!)</p>	<p>Identifying the different coins we use in the UK.</p> <p>Discuss with your child which coins they know/can remember from our work in school.</p> <p>Is there a 3p coin? Is there a 10p coin? Is there a 40p coin?</p> <p>Show your child a selection of coins. Can they find the number on them to work out the value? Do all coins have a number on? Can they recognise them on sight?</p> <p>Ask your child to order the coins from smallest to largest in value: 1p, 2p, 5p, 10p, 20p, 50p, £1, £2</p>  <p>Focus on the colour and size of the coins as they won't all have a number on.</p>	<p>Coin sorting</p> <p>Create a grouping sheet by drawing 6 circles on a page. In each circle, write the value of a different coin.</p>  <p>Present your child with a pile of coins containing several of each of these amounts. Ask your child to sort the coins into the correct circles. Extend by asking questions: How many 2p coins are there? How many 10p coins are there? How many 1p and 2p coins are there altogether? Which set has the most/least amount of coins? Are there fewer 10p coins or 5p coins? How do you know? Can you prove it?</p>	<p>Coin rubbing</p> <p>Here is a nice creative activity using coins. You will need paper, crayons and a felt tip pen.</p> <p>Start by drawing the outline of a tree with no leaves on a large piece of paper. Ask your child to select a range of coins to use as the leaves - identifying their value as they are selected. Place the coins underneath the paper and use crayons to create a rubbing of the coin as if they are the leaves of the tree. How much is the tree worth? Try adding the value of the coins together.</p> 	<p>How many pennies...</p> <p>For this activity you will need a larger number of 1p coins (remember these can be homemade) along with a 2p, 5p, 10p and 20p coin.</p> <p>This activity shows the value of these coins by clearly showing how many 1p coins create the same value as a more valuable coin.</p> <p>Select a coin and ask your child what it is worth? Challenge your child to count out that many 1p coins and match it with the coin.</p> <p>Encourage explanation and reasoning from your child by asking questions like: 'I think a 20p coin is worth the same as 15 1p coins. do you agree?' Why do you think that? 'How do you know the 10p coin is worth more than the 5p coin?'</p>	<p>Let's go shopping!</p> <p>Create some price tags for household items to make your very own shop. Provide your child with a purse and a selection of smaller value coins in e.g. 1p, 2p, 5p, 10p</p>  <p>Enjoy a role-play activity as a shopkeeper and customer buying and selling items in your shop. Challenge your child to add together coins to create a larger value e.g. 2p + 1p=3p 5p + 2p = 7p</p> <p>Try switching roles and encourage your child to give correct change when playing shopkeeper.</p>

Communication
, Language and
Literacy

Word of the day **Travel**

Phonics



Create a car park like the one shown in the picture below. Next, write some tricky words in each bay. Then when you park your car onto the tricky word you have to say it.




Reading/Writing

Use the word bank to make a sentence for each picture. Afterwards have a go at reading the sentence you have made. Copy attached or create one of your own, writing the words on pieces of paper for your child to rearrange.

Sentence Unscramble	
Write the words in the correct order to make a sentence.	
Name _____	
	The is _____ boy said _____
	pop is _____ good. The _____
	like the _____ I frog _____
	The bug _____ is red _____
	wings. A _____ bee has _____

Phonics



Move the pink slider up and down and have a go at reading the new word you have made. Use the link below to help make your Phonics tool.
<https://bethebestnanny.com/2016/08/31/want-to-help-you-nanny-kids-read-better/>

Speaking and Listening

With a grown up play a game of 'I went to the Market' The aim of this game is to remember as many of the items in the shopping basket as possible. The first player begins by saying, "I went to market and bought a _____," adding an item they would buy. For example, "I went to market and bought a bag of potatoes." The next player continues with, "I went to market" and extends the sentence. For example, "I went to market and bought a bag of potatoes and a chocolate bar."

Word of the day **Wonderful**

Phonics



With a grown up play a game of snap! Begin the game by just playing with the sounds (ch, sh, th) Take turns to turn over a card in your pile and put it in the middle of the table or playing surface. Say the sound on the card as you turn it over. If one card is followed by a card with exactly the same sound on it, then race together to slap your hand on the cards and call out 'SNAP!'. Once you have become familiar with the sounds, introduce words to make it a little bit more challenging. The winner is the person who has all the cards at the end. Good luck!

Reading/Writing

What is your favourite book? What book are you reading at the moment? Did you like it? What was your favourite part? Write a simple book review. (An example is attached)

Word of the day **describe**

Phonics



Write a range of different sounds on two different coloured pieces of paper or write the letters in 2 different colours. Each player then has his or her own pile of sounds. When you play each letter, you must say the sound it makes and think of a word containing that sound. The aim is to get 3 of your colour in a row.



Speaking and Listening


With a grown up, play a game of 'Who am I?' Think of someone. It could be a family member or your favourite character for a book. You then have to describe them. The other player has to guess who you are thinking of.

Phonics



Some Friday Fun! Using the link below having a go at playing the game. The aim of the game is to read each word and then decide if it is a real word or a pseudo 'nonsense' word. Have fun!
<https://www.phonicsplay.co.uk/resources/phase/2/pic-nic-on-pluto>

Reading/Writing



This week we found out that zoos will be opening soon. Think about the different animals that you could see. Which animal is your favourite? Why do you like it? How would you describe it? What does it eat? Draw your favourite animal and write a sentence about it. Remember to use 'think, say, write' and sound out each word before you write it!

RE



<https://www.youtube.com/watch?v=p9diFwUly4M>

Here is a song we often hear in our assemblies and collective worships.

Can you listen to it and learn the words?

When you have learnt them all, have a discussion about what you think you can do to love one another and how you can always be kind.

People and Communities

Very important people in our lives are our family members.

With your grown-ups help can you create a family tree and think about a special or favourite time you have spent with that family member?

Here is the link to a nice way to create and display your family tree if you would like to use it.

<https://www.twinkl.co.uk/resource/ef-t-27402-eyfs-family-tree-finger-gym-plan-and-resource-pack>

Art/creative



Using old toilet or kitchen roll holders and paint can you create some circle art? As well as creating patterns can you think of a picture you could create using just circles?



Moving and Handling

Play a game of 'Simon Says' with somebody in your family. If it is your turn to say Simon says try to think of lots of different, creative ways to move.

Simon Says

A traditional playground game.

One person is Simon and starts by saying, "Simon says..." followed by an action.

Everyone then copies the action.

If Simon gives an instruction without saying "Simon says" beforehand, anyone who does that action is out.

The last person still playing becomes Simon for the next round.

RE



Can you discuss these questions with your grown up after reading Jesus' new rule? What is Jesus' new rule? What will happen when you are happy together?

The World



Listen to this story about all of the changes that happen as we go through each season.


<https://www.youtube.com/watch?v=aQTq2Czfu90>

Can you list all of the names of the seasons and list the changes that happen during each season?

Personal, Social and Emotional Development

Listen to the story of The Selfish Crocodile using this link:

<https://www.youtube.com/watch?v=tB60DIzh4G!>



When you have listened to the story can you talk to your grown up about the things you have learnt? Think about things that we do to be a good friend, how it feels to have or be a good friend, how we look after each other and how we can make friends again if we fall out. When you have talked about all of these things, draw around your hand and write 5 friends or people you care about on each finger. You could decorate it to display somewhere in your home when you have finished!

Moving and Handling

<https://app.gonoodle.com/activities/madison-keys-jump-squat-turn-around?s=category&t=Workout&sid=42>

Use this video following the actions carefully as your exercise for the day.

Moving and Handling



Get moving and stay healthy whilst also thinking about how to be a good team!

<https://www.bbc.co.uk/teach/super-movers/ks2-pshe-teamwork-with-the-super-movers-crew/zkpdvk7>

Health and Self Care



It is very important that by the end of reception we can get changed by ourselves! If you don't already do this your challenge over the weekend is to get out of your clothes for the day and into your pyjamas all by yourself.

