
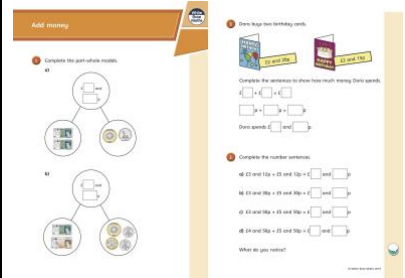







	Monday	Tuesday	Wednesday	Thursday	Friday																									
Maths	<p>Practise 3 times tables Find your way - addition You have to move from the start square to the number highlighted green. You can move horizontally or vertically but not diagonally. Find the sum of the numbers you pass through until you find the total.</p> <table border="1" style="margin-bottom: 10px;"> <tr><td>1</td><td>26</td><td>4</td></tr> <tr><td>7</td><td>8</td><td>Start</td></tr> <tr><td>5</td><td>5</td><td>8</td></tr> </table> <table border="1"> <tr><td>12</td><td>3</td><td>Start</td><td>6</td></tr> <tr><td>38</td><td>7</td><td>7</td><td>9</td></tr> <tr><td>5</td><td>8</td><td>5</td><td>2</td></tr> <tr><td>9</td><td>6</td><td>4</td><td>8</td></tr> </table>	1	26	4	7	8	Start	5	5	8	12	3	Start	6	38	7	7	9	5	8	5	2	9	6	4	8	<p>Practise 4 times tables Convert pounds and pence. We can use our knowledge of place value to convert between pounds and pence. Can you complete these questions based on converting money? https://wrm-13b48.kxcdn.com/wp-content/uploads/2020/05/Y3-Lesson-1-Convert-pounds-and-pence-2019.pdf</p> 	<p>Times Tables Rockstars https://trockstars.com/ Add money When adding money we can use column addition to help us remembering our HTOs. We can also partition the numbers to make our calculations easier. Don't forget to combine the answers at the end! https://wrm-13b48.kxcdn.com/wp-content/uploads/2020/05/Y3-Lesson-2-Add-money-2019.pdf</p> 	<p>Practise 8 times tables Subtract Money Like adding we can use column subtraction when finding change with money. If it helps ask an adult if you can borrow some coins to use while you complete the questions. https://wrm-13b48.kxcdn.com/wp-content/uploads/2020/05/Y3-Lesson-3-Subtract-money-2019.pdf</p> 	<p>Times Tables Rockstars https://trockstars.com/ Money Calculation challenge</p> <div style="display: flex; justify-content: space-around; align-items: center;"> <div style="border: 1px solid black; padding: 5px; text-align: center;"> <p>Choc Drops</p>  <p>28p</p> </div> <div style="border: 1px solid black; padding: 5px; text-align: center;"> <p>Jelly Beans</p>  <p>17p</p> </div> </div> <p>You have £1. What could you buy and how much change would you get? There are lots of different answers to this question. You can buy more than one of each item. How many can you find?</p>
1	26	4																												
7	8	Start																												
5	5	8																												
12	3	Start	6																											
38	7	7	9																											
5	8	5	2																											
9	6	4	8																											

Word of the day- find the definition, write it in a sentence and learn how to spell it.

English

Word of the day: **Certain**

Reading lesson
Comprehension - Poetry

<https://www.funenglishgames.com/readinggames/poem.html>

Practise your comprehension skills by reading the poetry and answering the related questions. What is the mood of the poem? What are the verses describing? Did you like the piece? Explain why.



Word of the day: **Cycle**

Writing lesson
Keeping in touch with Grandparents

<https://literacytrust.org.uk/family-zone/5-8/keeping-touch-grandparents/>

It is important to keep in touch with grandparents or other people you cannot see all the time at the moment. Think about what job you would like to do when you are older and have a go at challenge 2 on this activity sheet:

https://cdn.literacytrust.org.uk/media/documents/FamilyZone_DreamBig_Keeping_in_touch.pdf



Word of the day: **Complete**

Spelling lesson
Suffix -ly



The suffix -ly is added to an adjective to form an adverb. The rules already learnt still apply. The suffix -ly starts with a consonant letter, so it is added straight on to most root words.

https://www.spellzone.com/word_lists/list-4639.htm

Choose some of the spelling games from the link and practise the spelling rules for words with the suffix -ly.

Word of the day: **Consider**

Writing lesson
Lockdown Haiku

A **haiku** is a traditional form of Japanese Poetry. Haikus do not require a **rhyming pattern** but they do require a particular pattern of **syllables**.

Read the powerpoint 'Lockdown Poetry: Writing Haikus' and have a go of writing our own. You can use the 'Lockdown Haiku Writing Frame' to help you.

CAN YOU HAIKU?
5 7 5

Don't forget you can share your work on Twitter or Weduc - we love seeing what you are doing at home!

Word of the day: **Continue**


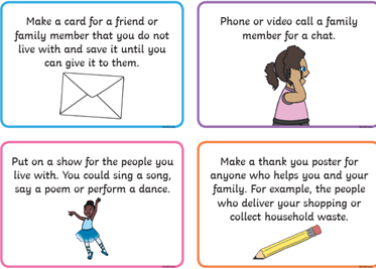

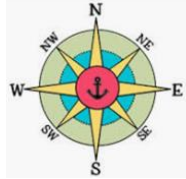


Grammar lesson
Points of View Newspaper Report

<http://www.scottle.edu.au/ec/viewing/L935/index.html#>



Learn about how journalists structure newspaper reports and use **verbs**, **adverbial phrases** and **pronouns** to create an effect.

You will need a pen and paper as you will be challenged to write your own newspaper report! Make notes as you interview the characters.

<p>Foundation subjects</p>	<p>Spanish</p> <p>Animals</p> <p>Can you match the spanish animal names to the pictures?</p> <p>https://www.twinkl.co.uk/resource/t2-l-199-spanish-tienes-mascotas-activity-sheet</p> 	<p>RE</p> <p>Socially distant acts of kindness</p> <p>During Lent, we think about our 40 acts of kindness. With the current situation that we are all in, where we need to socially distance ourselves from others, can you think of some ways that you can show random acts of kindness whilst keeping to social distancing rules? Create a poster showing your ideas. Here are some to help you.</p> 	<p>Physical activity</p> <p>Clap catch challenge</p> <p>Using a ball (a tennis ball is best if you have one!) throw the ball into the air and count how many times you can clap your hands before you need to catch it. Keep a record of your scores and post them on our school Twitter page. Can you beat your friends?</p> 	<p>Geography</p> <p>Compass directions</p> <p>Can you complete the challenge cards by using your knowledge of compass directions?</p>  	<p>Art/ DT</p> <p>Drawing Tutorial</p> <p>Follow the instructions on this YouTube video to create Kevin from Despicable Me!</p> <p>https://www.youtube.com/watch?v=hZXoUfx2fPw</p> 
<p>Foundation subjects</p>	<p>Physical activity</p> <p>Obstacle challenge</p> <p>Using items you find around the house, make an obstacle course involving 4 stations which include in some way throwing and balancing. It is up to you to</p>	<p>Computing</p> <p>Algorithm mini missions</p> <p>Using website https://www.barefootcomputing.org/docs/default-source/at-home/mini-missions_online_resourcegrid.pdf choose one of the mini</p>	<p>History</p> <p>Team house role models!</p> <p>Using the internet, research one of the four people our team houses were named after and create a poster about them. What did they achieve? What makes</p>	<p>RE</p> <p>Giving All</p> <p>We have learned in RE about people who give all to help others. During lockdown, we have seen lots of different people who have been helping</p>	<p>Physical activity</p> <p>Garden Yoga</p>

come up with the other ideas of what you can include! How fast can you complete it? Who is the fastest in your house at it?

Why not send us your obstacle challenge on twitter!



missions to learn about algorithms. An algorithm is a set of instructions which is followed for an action to take place.

Barefoot **Mini Missions**
to build computational thinking skills

Our quick, easy to do activities provide fun ideas for get children practicing their computational thinking skills.
Split into the six computational thinking concepts it's easy to discover new ways to introduce and reinforce learning from school and at home.

Algorithms
Making steps and rules

<p>Cooking</p> <p>Activity Make something to eat with your child. Can they draw or write out the instructions? Can they follow the instructions for someone else to follow to recreate the dish?</p> <p>Learning Algorithms are used in everyday life, such as recipes. It's just producing a set of instructions or rules which can be followed accurately.</p>	<p>My Amazing Game</p> <p>Activity Ask your child to invent a game to play around the house and write out the rules (an algorithm). Play the game with them - do the rules explain everything about how to play? Can you find any loop holes in their rules?</p> <p>Learning Algorithms can be rules as well as a sequence of instructions. The rules need to be precise and specific.</p>	<p>Robotify Me</p> <p>Activity Ask your child to write the instructions for something they've done today. Would a robot version of themselves be able to follow what their algorithm precise enough? Test it!</p> <p>Learning Even your child has written an algorithm. Algorithms are a precise sequence of instructions or set of rules for completing a task.</p>	<p>Timetable</p> <p>Activity Ask your child to create a step by step timetable for themselves. What will they do first? Next? Then? Can they present their timetable in an easy to read format for others to follow?</p> <p>Learning Algorithms can be presented in different ways, here our timetable showing what we will do first, second, next is an algorithm.</p>	<p>Teddy Hunt</p> <p>Activity Ask your child to hide their teddy bear in another room in the house. Ask them to draw, write or speak the instructions (an algorithm) for someone to find it. They need to be precise with their instructions if they want their teddy found quickly!</p> <p>Learning This activity helps demonstrate why algorithms need to be precise. If they're not, the teddy won't be found!</p>
---	---	---	--	--

them a good role model? Why are they important to Liverpool?

John Archer
Kate Sheppard
Hannah Lightbody
William Roscoe



others. Make a list of people who have helped others in lockdown and what they have done to help.

Thank you

KEY WORKERS

GARDEN YOGA FOR KIDS

Pretend to be a tree
Tree Pose: Stand on one leg. Bend the other knee and place the sole of your foot on your inner thigh. Sway like a tree in the breeze. Now the other side.

Pretend to be a frog
Squat Pose: Come down to a squat with your knees apart and arms resting between your knees. Touch your hands to the ground. Jump like a frog.

Pretend to be a seed
Child's Pose: Sit back on your heels and bring your forehead down to rest on the floor. Pretend to be a seed in the garden.

Pretend to be a butterfly
Cobbler's Pose: Sit on your buttocks with a tall spine. Bend your legs with the soles of your feet together. Flap your legs like the wings of a butterfly.

Pretend to be a flower
Flower Pose: Lift your bent legs, balancing on your sitting bones. Weave your arms under your legs, palms up. Pretend to be a flower in bloom.

printable yoga poster