






St Oswald's Catholic Primary School Home Learning  
 Year group 3  
 Week Beginning: 29th June 2020



	Monday	Tuesday	Wednesday	Thursday	Friday
<b>Maths</b>	Practise 3 times tables <b>Turns and Angles</b> Using a clock, describe the turns in quarter and half, remembering clockwise and anti-clockwise. Monday page 2. <a href="https://free-secret-resources.s3-eu-west-1.amazonaws.com/Year-3-Week-9-Home-Learning-Pack.pdf">https://free-secret-resources.s3-eu-west-1.amazonaws.com/Year-3-Week-9-Home-Learning-Pack.pdf</a>	Practise 4 times tables <b>Compare Angles</b> An acute angle is less than 90 degrees. A right angle is 90 degrees and looks like L. An obtuse angle is bigger than 90 degrees. Tuesday page 4. <a href="https://free-secret-resources.s3-eu-west-1.amazonaws.com/Year-3-Week-9-Home-Learning-Pack.pdf">https://free-secret-resources.s3-eu-west-1.amazonaws.com/Year-3-Week-9-Home-Learning-Pack.pdf</a>	Times Tables Rockstars <a href="https://trockstars.com/">https://trockstars.com/</a> <b>Horizontal and Vertical</b> Horizontal lines go straight across and vertical lines go straight down. Can you find the different lines in your work? Wednesday page 6 <a href="https://free-secret-resources.s3-eu-west-1.amazonaws.com/Year-3-Week-9-Home-Learning-Pack.pdf">https://free-secret-resources.s3-eu-west-1.amazonaws.com/Year-3-Week-9-Home-Learning-Pack.pdf</a>	Practise 8 times tables <b>Parallel and Perpendicular</b> Parallel lines are two lines which go in the same direction and always stay the same distance apart, never meeting, such as =. Perpendicular lines are two lines which meet or cross at a right angle. Thursday page 8 <a href="https://free-secret-resources.s3-eu-west-1.amazonaws.com/Year-3-Week-9-Home-Learning-Pack.pdf">https://free-secret-resources.s3-eu-west-1.amazonaws.com/Year-3-Week-9-Home-Learning-Pack.pdf</a>	Times Tables Rockstars <a href="https://trockstars.com/">https://trockstars.com/</a> <b>What is the question?</b> Using addition, subtraction, multiplication and division, find as many questions as you can where the answer is 64. How many can you find? Can you find one of each type of calculation?
	<b>Word of the day-</b> find the definition, write it in a sentence and learn how to spell it.				

<p><b>English</b></p>	<p>Word of the day: <b>Decide</b></p> <p><b>What is a preposition?</b> Prepositions are used to explain where something is or when something happened?</p> <p>Year 3 week 9 page 3</p> <p><a href="https://free-secret-resources.s3-eu-west-1.amazonaws.com/Year-3-Week-9-Home-Learning-Pack.pdf">https://free-secret-resources.s3-eu-west-1.amazonaws.com/Year-3-Week-9-Home-Learning-Pack.pdf</a></p>	<p>Word of the day: <b>Describe</b></p> <p><b>Prepositional phrases</b> Year 3 week 9 page 5</p> <p><a href="https://free-secret-resources.s3-eu-west-1.amazonaws.com/Year-3-Week-9-Home-Learning-Pack.pdf">https://free-secret-resources.s3-eu-west-1.amazonaws.com/Year-3-Week-9-Home-Learning-Pack.pdf</a></p>	<p>Word of the day: <b>Different</b></p> <p><b>Writing - description</b> Try to write a detailed description describing events in the image:</p>  <p>Year 3 week 9 page 7</p> <p><a href="https://free-secret-resources.s3-eu-west-1.amazonaws.com/Year-3-Week-9-Home-Learning-Pack.pdf">https://free-secret-resources.s3-eu-west-1.amazonaws.com/Year-3-Week-9-Home-Learning-Pack.pdf</a></p>	<p>Word of the day: <b>Difficult</b></p> <p><b>Inference comprehension</b></p>  <p>Year 3 week 9 page 9</p> <p><a href="https://free-secret-resources.s3-eu-west-1.amazonaws.com/Year-3-Week-9-Home-Learning-Pack.pdf">https://free-secret-resources.s3-eu-west-1.amazonaws.com/Year-3-Week-9-Home-Learning-Pack.pdf</a></p>	<p>Word of the day: <b>Disappear</b></p> <p><b>Reading lesson</b> Read the biography of Mary Seacole and answer the questions.</p> <p>Year 3 week 9 page 10-12</p> <p><a href="https://free-secret-resources.s3-eu-west-1.amazonaws.com/Year-3-Week-9-Home-Learning-Pack.pdf">https://free-secret-resources.s3-eu-west-1.amazonaws.com/Year-3-Week-9-Home-Learning-Pack.pdf</a></p>
<p><b>Foundation subjects</b></p>	<p><b>Spanish</b> <b>My Garden</b> Melissa our school language assistant has sent over a lovely video for us to learn some vocabulary relating to 'My Garden'</p> <p><a href="https://drive.google.com/file/d/1OY0PmloDA8Fx1VgRrF14GFjebdlU4MYP/view?usp=sharing">https://drive.google.com/file/d/1OY0PmloDA8Fx1VgRrF14GFjebdlU4MYP/view?usp=sharing</a></p> <p>You could even get your family involved in learning some Spanish too!</p>	<p><b>RE</b> <b>Special Places</b> On the map below are some places that were special to Jesus. It is possible today to visit many of these places in what Christians call the <b>Holy Land</b>. They can go there on a <b>pilgrimage</b> to find out more about what happened there and to experience that special place.</p>	<p><b>Physical activity</b> <b>Gymnastics - Movement</b> Can you remember when you did gymnastics in school? Did you enjoy it? Do a little bit of research to complete the tasks below:</p> <p><b>All about Gymnastics</b> Design a poster to explain what gymnastics is all about and why it is a good sport to do.</p> 	<p><b>Geography</b> <b>Volcanoes</b> Volcanoes are openings in the Earth's surface. When they are active they can let ash, gas and hot magma escape in sometimes violent and spectacular eruptions.</p>  <p><a href="https://www.bbc.co.uk/bitesize/topics/z849q6f/articles/zd9cxyc">https://www.bbc.co.uk/bitesize/topics/z849q6f/articles/zd9cxyc</a></p>	<p><b>Art/ DT</b> <b>How to draw a health hero</b> Let's take some time to think about our wonderful NHS heroes and how much they have done for us during the pandemic. Today's Art task is dedicated to them!</p>  <p>Follow the instructions on this video to draw your very own health hero. Do you know a health hero you could draw the</p>



There are places of pilgrimage in England and Wales, which you might like to find more out about. For example:

- Our Lady's shrine at Walsingham in Norfolk.
- Our Lady of the Taper which is the national Catholic shrine of Wales.
- St Winefride's Well in Holywell, North Wales.

Part of a pilgrimage to a special place is that it reminds people how important it is to pray and take time to think about what is important in their lives. *Do you know anyone who has been on a pilgrimage?*

### Strengthening

A good gymnast has strong muscles. Find out how to perform these strengthening exercises correctly and practise ten each day:

- squats;
- press-ups;
- sit-ups.

Write down which parts of the body are being strengthened in each exercise.



We'd love to see some photos or videos of you and your work!

Follow the link to learn more about volcanoes then research a famous Volcano to write a fact file about. Here is an example of the format to use:



Remember to include the following features:

- Heading
- Sub-headings
- Introduction
- Interesting facts
- Bullet Points
- Technical language
- Diagram with labels or caption
- 'Did you know?'

picture for? Can you include a message with your drawing?

<https://www.youtube.com/watch?v=xMXJtiaNTac>

Don't forget and share your drawings on Twitter or Weduc!



Foundation subjects

### Physical activity

#### Cosmic Kids Yoga

Follow the YouTube video - Super Mario yoga

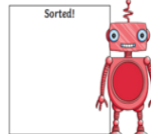
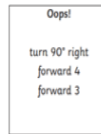


<https://www.youtube.com/watch?v=jEIPSNXqlXA>

### Computing

#### Sort the sequence

Can you guide the robot to its charging spot by sequencing commands to make an algorithm?

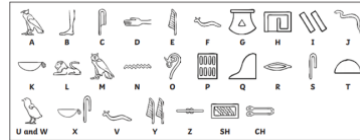


[https://content.twinkl.co.uk/resource/b0/43/t2-i-100-robots-sort-the-sequence-activity-sheet\\_ver\\_2.pdf?\\_\\_token\\_\\_=exp=1592476799~acl=%2Fresource%2Fb0%2F43%2Ft2-i-100-robots-sort-the-sequence-activity-sheet\\_ver\\_2.pdf%2A~hmac=addc52228155136023ac1b757606927db58f55274894174480e16c9f68e674d3](https://content.twinkl.co.uk/resource/b0/43/t2-i-100-robots-sort-the-sequence-activity-sheet_ver_2.pdf?__token__=exp=1592476799~acl=%2Fresource%2Fb0%2F43%2Ft2-i-100-robots-sort-the-sequence-activity-sheet_ver_2.pdf%2A~hmac=addc52228155136023ac1b757606927db58f55274894174480e16c9f68e674d3)

### History

#### Egyptian Hieroglyphs

Crack the Egyptian God names by using the Hieroglyphs sheet below. Can you write your name using Hieroglyphs?



[https://content.twinkl.co.uk/resource/11/2d/t2-h-018-crack-the-hieroglyphs-egyptian-god-names-activity-sheet\\_ver\\_4.pdf?\\_\\_token\\_\\_=exp=1592475964~acl=%2Fresource%2F11%2F2d%2Ft2-h-018-crack-the-hieroglyphs-egyptian-god-names-activity-sheet\\_ver\\_4.pdf%2A~hmac=632c80c318f8e6790e57835c2808fc2ad517185d3f204b567ece467c37553036](https://content.twinkl.co.uk/resource/11/2d/t2-h-018-crack-the-hieroglyphs-egyptian-god-names-activity-sheet_ver_4.pdf?__token__=exp=1592475964~acl=%2Fresource%2F11%2F2d%2Ft2-h-018-crack-the-hieroglyphs-egyptian-god-names-activity-sheet_ver_4.pdf%2A~hmac=632c80c318f8e6790e57835c2808fc2ad517185d3f204b567ece467c37553036)

### RE

#### Special Places

Think about some of your special places. This could be your family home, a relatives house, school, church, memorable holiday locations etc.

Your task is to write about your special place by describing what it is like there, how it makes you feel and why it is so special to you.

When you have finished, draw a picture of your special place and share it with a family member. Do they have a special place too?



### Physical activity

#### Let's dance!

Use the dance challenge sheet to practise dancing around your room in a variety of fun ways!



[https://content.twinkl.co.uk/resource/a1/7d/TF-PE-166-Lets-Dance-Home-Learning-Challenge-Sheet.pdf?\\_\\_token\\_\\_=exp=1592560860~acl=%2Fresource%2Fa1%2F7d%2FTF-PE-166-Lets-Dance-Home-Learning-Challenge-Sheet.pdf%2A~hmac=ae7915b81b605d20da5f34719b7154cb07a6a6bccea2a5b9adbec798ada68cd](https://content.twinkl.co.uk/resource/a1/7d/TF-PE-166-Lets-Dance-Home-Learning-Challenge-Sheet.pdf?__token__=exp=1592560860~acl=%2Fresource%2Fa1%2F7d%2FTF-PE-166-Lets-Dance-Home-Learning-Challenge-Sheet.pdf%2A~hmac=ae7915b81b605d20da5f34719b7154cb07a6a6bccea2a5b9adbec798ada68cd)