



St Oswald's Catholic Primary School Home Learning


Year Group: 4

Week Beginning: 8th June 2020



	Monday	Tuesday	Wednesday	Thursday	Friday
<p>Maths</p>	<p>This weeks times tables - x 8 times table(test on Friday)</p> <p>Multiplying and dividing by 10 and 100.</p> <p>Click the link below to recap how to multiply and divide by 10 and 100. There is a video, activities and a quiz for you to try. Make sure you read all the information carefully and then use this knowledge to answer the following questions.</p> <ol style="list-style-type: none"> 1. $34 \times 10 =$ 2. $457 \times 10 =$ 3. $64 \times 100 =$ 4. $871 \times 100 =$ 5. $756 \div 10 =$ 6. $25 \div 10 =$ 7. $473 \div 100 =$ 8. $852 \div 100 =$ <p>https://www.bbc.co.uk/bitesize/topics/z36tyrd/articles/z2fkwx</p>	<p>8 times tables practise</p> <p>Money Games</p> <p>Click the link to access a toy shop money game. There are different options to make the game easier or harder, but try to challenge yourself. You have to select the coins to make the correct amount of each toy. There is also an option to find the change that you would get from different amounts.</p> <p>https://www.topmarks.co.uk/money/toy-shop-money</p>	<p>Times Table Rockstars https://trockstars.com/</p> <p>Active Maths</p> <p>Create a money conversion scavenger hunt around your house/garden. On different pieces of paper write down the following amounts; 150p, 275p, 3567p, 94p, 7289p, 2276p, 145p, 402p, 278p, 6723p. Your task is to convert these amounts into pounds and pence (you do this by dividing each number by 100) and ask someone in your house to hide them in different places. You then need to go and find your matching amounts.</p> <p>For example; $150 = \text{£}1.50$, $7289\text{p} = \text{£}72.89$. Enjoy</p>	<p>Times Table Rockstars https://trockstars.com/</p> <p>Money problems</p> <p>Use the following lesson to learn about calculating different amounts of money. You may need to use addition and subtraction and work logically to work out the money mathematical problems.</p> <p>https://www.thenational.academy/year-4/maths/measures-money-the-price-of-stamps-year-4-wk4-2#slide-1</p>	<p>8 Times tables Test</p> <p>NRICH maths problem</p> <p>Click on the links below to find two different money challenges. They may be trickier than you think and you will need to use trial and error in order to find your answer!</p> <p>https://rich.maths.org/223</p> <p>https://rich.maths.org/5949</p>

	Word of the day- find the definition, write it in a sentence and learn how to spell it.																
<p>English</p> 	<p>Monday is Nounsday – mission</p> <p>Spelling</p> <p>https://www.twinkl.co.uk/resource/t2-e-3099-statutory-spellings-word-mat-years-3-and-4-word-mat</p> <p>Using the common exception words from the link above:</p> <p>Graffiti Writing Use chalk to write your spelling words on a pavement or wall. Make your spellings as bright as possible.</p> <p>Remember to ask permission first and to wash it off afterwards!</p>	<p>Tuesday is Adjectiveday - spherical</p> <p>Vocabulary Use the word of the day (Spherical) for these tasks:</p> <p>Dictionary Look up the definition in the dictionary. Next write a sentence using the word.</p> <p>Synonyms Write a list of words which mean the same.</p> <p>Question Time Write a question using the word.</p> <p>Super Subordinate Write a sentence using this word. Make sure it contains a subordinate clause. Remember to use a subordinating conjunction, e.g. if, although, as, until.</p>	<p>Wednesday is Adverbday - gingerly</p> <p>Grammar</p> <p>Watch this short clip to learn about how to add extra information to a sentence using subordinating conjunctions.</p> <p>https://www.bbc.co.uk/bitesize/articles/z6kj2sg</p> <p>This lesson includes: - Two videos to help you understand subordinating conjunctions and how to use them. - Four activities</p>	<p>Thursday is Verbsday - examine</p> <p>Comprehension</p> <p>To understand what inference means. Inferring is a bit like being a detective. You have to find the clues to work out the hidden information.</p> <p>Watch this short clip to see an example. https://www.bbc.co.uk/bitesize/articles/zf7qmfr</p> <p>Watch the video of part one Tiddalik the Frog.</p> <p>Think carefully about the characters that are introduced, then answer the questions below on paper. Complete at least one of the activities.</p>	<p>Friday is Long-Word-Friday inhospitable</p> <p>Writing Use all of the words of the day from this week for this task. You are an astronaut and a new planet has been recently discovered. You have just returned to Earth having visited the new planet for the first time. Nobody has been there before. Answer these questions and use as many of this weeks words as possible: What was the main purpose of your visit to Zorb? Approaching Zorb, what were your first impressions? What was it like to spend time on Zorb?</p> <table border="1" data-bbox="1713 986 1886 1129"> <thead> <tr> <th>Word of the Week</th> <th>Pts</th> </tr> </thead> <tbody> <tr> <td>mission</td> <td>1</td> </tr> <tr> <td>spherical</td> <td>2</td> </tr> <tr> <td>gingerly</td> <td>3</td> </tr> <tr> <td>examine</td> <td>2</td> </tr> <tr> <td>Inhospitable</td> <td>2</td> </tr> </tbody> </table>	Word of the Week	Pts	mission	1	spherical	2	gingerly	3	examine	2	Inhospitable	2
Word of the Week	Pts																
mission	1																
spherical	2																
gingerly	3																
examine	2																
Inhospitable	2																
<p>Other Subjects</p>	<p>RE</p> <p>This year we started our preparations for making the Sacrament of Eucharist (First Holy Communion)</p>	<p>Science</p> <p>Food Chains - A food chain shows how plants and animals get their energy. Watch this short clip to learn about food chains.</p>	<p>PE</p> <p>Be a Guinness World Record Breaker! https://www.guinnessworldrecords.com/records/GWR-at-home/</p>	<p>History</p> <p>How can I be a historian? In this short animation find out what skills you need to become a historian and</p>	<p>PHSE</p> <p>Learn about the importance and benefits of teamwork. https://www.bbc.co.uk/bitesize/articles/zbcthbkl</p>												

	<p>I'm sure you are looking forward to completing this in the future.</p> <p>For now why not consider why it is such an important sacrament. Try one of these:</p> <ul style="list-style-type: none"> -Make a list of all the positive reasons for making your First Holy Communion -Make a list of all the questions you want to ask when your preparations begin again -Speak to a family member or friend on the phone and ask them what it was like to make theirs. 	<p>https://www.bbc.co.uk/bitesize/articles/zhnny9q</p> <p>Use the information to revise learning on predators and prey, producers and consumers.</p> <p>Complete one (or more!) of the online activities.</p> 	<p>One example could be: Most football touches in 30 seconds Title holder: Parker Kuklinski (USA), Chloe Hegland (Canada) Record to beat: Male=252, female=163 Rules: Keep the ball in the air</p> <p>Have a look online for inspiration or think about something physical that you are talented at and would be fun and safe to try. You never know you might become a record breaker!</p>	<p>whether or not all sources are reliable. https://www.bbc.co.uk/bitesize/articles/z6fmxyc</p> <p>History is all around us. Look out of the window. What is the oldest thing you can see? To be a historian, you have to act as a detective. Search for clues about the past and put them together to find out what happened.</p> <p>There are lots of fun ways to practice your historical skills online and offline. Try Activities 1 and 2 (link above) for starters.</p>	<p>Use the two video clips of team work in action and consider what you have learnt.</p> <p>If you haven't got access to the internet, why not make two lists.</p> <ul style="list-style-type: none"> -On one side list 5 activities that you do as a team. -On the other side describe how working as a team in that task makes it easier.
Other subjects	<p>R.E</p> <p>Prayer of thanks During these difficult times we would like you to stop and think about all of the things you are thankful for in your life. We know that things have not been easy lately, but it is essential that we do not forget how fortunate we are to have friends, family and love. Can you think of 5 things you are thankful for? Write a prayer, thanking God for all of these</p>	<p>P.E</p> <p>As many reps as possible Get yourself a timer (Can be used on a phone, iPad or computer) Spend one-minute completing each of the following 5 exercises and write down how many repetitions of each you could do in 1 minute.</p> <ul style="list-style-type: none"> • Star jumps • High knees • Jumps on the spot • Touch the floor and jump up 	<p>D.T</p> <p>Design a playground Did you know, not all children in the world have safe places to play? If you could design the perfect playground for children anywhere in world, what would it look like? Draw a plan of your perfect playground on A4 paper. Think about the following questions as you create your plan.</p> <ul style="list-style-type: none"> • What material would you use? 	<p>SPANISH</p> <p>School subjects – Las Asignaturas Can you match the Spanish school subjects to the English ones? Can you challenge yourself to complete a sentence about your favourite subject? Use the internet to help you with key vocabulary.</p> <ol style="list-style-type: none"> 1. el inglés 2. la educación física 3. las matemáticas 4. la religion 5. la geografía 	<p>GEOGRAPHY</p> <p>Weather and climate Use the following link to complete your Geography lesson on weather and climate. https://www.bbc.co.uk/bitesize/articles/zbwckmn Learn about the weather and climate in the UK and around the world including an introduction to climate zones and climate change. This lesson includes:</p> <ul style="list-style-type: none"> • One animation about weather and climate

	<p>things. Give reasons why you are thankful.</p>	<ul style="list-style-type: none"> • Sit down and stand up. Repeat this 3 times. Can you beat the amount of repetitions you did each time? 	<ul style="list-style-type: none"> • Should you include quiet spaces? • How big should the equipment be? • How will you make it safe? • Have you considered all ages? • How will you strengthen each structure? 	<ol style="list-style-type: none"> 6. el español 7. la música 8. las ciencias <ol style="list-style-type: none"> 1. Spanish 2. Science 3. Music 4. Geography 5. English 6. P.E 7. Maths 8. R.E 	<ul style="list-style-type: none"> • One short film about the difference between weather and climate and an introduction to climate zones • Three activities to build on the knowledge
--	---	---	--	--	--