





# St Oswald's Catholic Primary School Home Learning





Year Group: 4


Week Beginning: 22nd June 2020



	Monday	Tuesday	Wednesday	Thursday	Friday
<b>Maths</b> 	<p>This week's Times Tables – x 11 times table (test on Friday)</p> <p>Write Decimals Use the Monday worksheet (P.2 of Home Learning Pack) to answer questions on decimals e.g. <math>0.6 + 2.02 = 2.62</math></p> <p>Use the sheet in the home learning pack which shows decimals represented as one tenth, <math>1/10</math> and <math>0.1</math></p> <p>Work through the problems (The guidance and answer pack is there if you get stuck)</p>	<p>11 Times Tables practise</p> <p><a href="https://www.bbc.co.uk/bitesize/articles/zwhwtwnb">https://www.bbc.co.uk/bitesize/articles/zwhwtwnb</a></p> <p>Use the BBC Bitesize lesson from the link above to practise rounding decimals</p> <p>Rounding is important because it makes numbers easier to manage and allows us to estimate answers.</p> <p>Imagine you're in a shop and you need to quickly estimate how much your shopping will be before you get to the till. You would round up the prices, like £1.90 to £2.00, to make it easier to add up.</p> <p>Additional lesson if needed: Tuesday's 'Compare Decimals' from HL Pack (P.6)</p>	<p>Times Tables Rockstars <a href="https://trockstars.com/">https://trockstars.com/</a></p> <p>Use the Wednesday 'Order Decimals' lesson (P.6 of HL Pack).</p> <p>Use what you have learnt about decimals this week. Don't forget your place value order. This will help you to order the decimals.</p> <p>e.g. Which is more 2.2 or 2.02? 2.2 in money would be two pounds and twenty pence whereas 2.02 would be two pounds and two pence.</p> <p>Remember: 100cm = 1 metre</p> <p>1.32 m = 132 cm</p>	<p>Times Tables Rockstars <a href="https://trockstars.com/">https://trockstars.com/</a></p> <p>Use Thursday's 'Round Decimals' lesson to have another go at what we did on Tuesday.</p> <p>Remember to look to the right to decide whether to round up or down.</p> <p>Remember: '5,6,7,8,9 We round these up every time 4,3,2,1 Rounding down is so much fun!'</p> <p>Round to the nearest tenth. Tens Units <b>Tenths</b> Hundredths Thousandths 4 . <b>5</b> 6 9 → 4.6</p>	<p>11 Times Tables Test – Focus on the ones you get wrong next time.</p> <p><b>Active Maths</b></p> <p>-Teacher/leader/pupil stands in front of the group and throws a ball at one of them.</p> <p>-The child who catches the ball is given a fraction and has to give an equivalent decimal – he/she has 10 seconds to give a correct answer.</p> <p>Correct answer = stay in the game. Wrong answer = swap places with the thrower.</p> <p><b>Example:</b></p> <p>Thrower: 'Four tenths.' Catcher: '0.4.'</p>
	<p><b>Word of the day-</b> find the definition, write it in a sentence and learn how to spell it.</p>				

<p>English</p> 	<p><b>Spelling</b></p> <p>Words ending in 'sure', 'ture' or 'cher'</p> <p>Look at the Home Learning Pack sheet provided and complete the activities from 1- 6 for Tuesday.</p> <p>This focus of this activity is to familiarise yourself with the spellings of a range of words which sound alike but are spelt differently.</p> 	<p><b>Grammar</b></p> <p>Using suffixes –</p> <p>Today we will look at a range of suffixes. Remember that suffixes are a group of letter which are added to the end of a word to change its meaning. There are 3 activities attached to the sheet provided for Wednesday.</p>	<p><b>Comprehension</b></p> <p>Inspiring Dahl</p> <p>Look at the comprehension sheet attached, 'Inspiring Dahl' (Pages 11-13 in the Home Learning Pack)</p> <p>There are 10 questions attached, can you answer them in full sentences?</p> 	<p><b>Speaking and Listening</b></p> <p>Debate</p> <p><a href="https://www.bbc.co.uk/newsround/52965665">https://www.bbc.co.uk/newsround/52965665</a></p> <p>Read the above article on whether statues should be removed because of their links to historical racism. Try to think of reasons both for and against. You can either discuss and debate this issue with your family or write a speech outlining your point of view.</p>	<p><b>Writing</b></p> <p>Setting Description.</p> <p><a href="https://www.onceuponapicture.co.uk/portfolio_page/life-of-pi/">https://www.onceuponapicture.co.uk/portfolio_page/life-of-pi/</a></p> <p>Look at the image titled 'Life of Pi'. It illustrates a tiger and young boy in a beautiful setting full of vibrant colours. Your task is to write a setting description for this image. Think about the following;</p> <ul style="list-style-type: none"> <li>• Where in the world is this place?</li> <li>• What can you see, smell, hear, taste and feel?</li> <li>• Does anyone live here?</li> </ul> <p>There are other questions underneath the image for you to consider.</p>
<p>Other Subject</p>	<p><b>HISTORY</b></p> <p>25<sup>th</sup> June is Armed Forces Day.</p> <p>Armed Forces Day is a chance to show your support for the men and women who make up the Armed Forces community: from currently</p>	<p><b>P.E</b></p> <p>Cosmic Kids Yoga – The Wizard of Oz</p> <p>Use the video link below, to join in with a story based yoga activity, with cosmic kids, based on The Wizard of Oz.</p>	<p><b>D.T</b></p> <p>Design a menu for your family.</p> <p>Think of your favourite foods and the meals you like to share with your family. Ask your parent/s and sibling/s</p>	<p><b>SPANISH</b></p> <p>Watch this cartoon about the weather in particular 'el sol y el viento'</p> <p><a href="https://www.bbc.co.uk/bitesize/clips/z4xd7ty">https://www.bbc.co.uk/bitesize/clips/z4xd7ty</a></p>	<p><b>PE</b></p> <p>PE with Joe Wicks, on Youtube. Join in with as much of the session as you can.</p>

	<p>serving troops to Service families, veterans and cadets.</p> <p>Throughout history, our Armed Forces have worked hard to defend the UK and its people.</p> <p>Show your support for the Armed Forces by creating a poster to explain why we are thankful for their hard work, both past and present.</p> <p>More information can be found here:  <a href="https://www.armedforcesday.org.uk/about/">https://www.armedforcesday.org.uk/about/</a></p> 	<p>This activity involves peaceful relaxation, stretches and story time.</p> <p><a href="https://www.youtube.com/watch?v=j_3weVPH0-U">https://www.youtube.com/watch?v=j_3weVPH0-U</a></p> 	<p>what their favourite foods are.</p> <p>Create a menu to incorporate a few family favourites.</p> <p>Include:</p> <ul style="list-style-type: none"> <li>• Breakfast</li> <li>• Snack</li> <li>• Lunch</li> <li>• Dinner</li> <li>• A favourite pudding.</li> </ul> <p>Draw up your menu and include images of the foods.</p> <p>Can you make any of these as a family?</p> <p>Is your menu a healthy balance of different foods?</p>	<p>Match these Spanish sentences to their English translations</p> <p>Hoy hace frio  Hace mucho sol  Hace calor  Esta lloviendo  Hoy hace viento</p> <p>It's hot  It's raining  Today is windy  Today is cold  It's very sunny</p> <p>Can you record yourself doing your own weather forecast? You could use the phrase '<b>hoy en..</b>' e.g. today in..</p> <p>For example, <b>hoy en Liverpool, hace frio y esta lloviendo</b></p> 	
Other subjects	<p><u>Science</u></p> <p>Habitats - <i>A habitat is the type of environment in which an organism or group of</i></p>	<p><u>RE</u></p> <p>Read Gods story 3 p104 and Luke 15; 3-7- The Good Shepherd. Read the story of</p>	<p><u>RE</u></p> <p>Have a discussion with your family, answering the following key questions.</p>	<p><u>SEAL</u></p> <p>Your lesson today is all about kindness and how it is</p>	<p><u>Music</u></p> <p>Research the song that was number one when you or someone in your family was</p>

	<p><i>organisms normally lives. An organism is something that describes everything that is or has been alive.</i></p> <p>Your task today is to research different habitats and create an information leaflet to present the information you have found. Here are a few for you to choose from; Desert, Rainforest, Underground, Seaside, Oak Tree, Woodland, Artic, North Sea.</p>	<p>The Lost Sheep. What did the story of The Lost Sheep mean to you? Did it surprise you that the shepherd would go to find the one lost sheep?</p> <p>Act out the story of the lost sheep. Include words that describe your feelings of being lost and found and why the good shepherd should go and find the sheep.</p>	<ul style="list-style-type: none"> <li>• What does “examine your conscience” mean? When is it good to think about it? What will it lead me to do?</li> <li>• Which is easier – to love God or to love your neighbour. Is there a difference?</li> <li>• Why do you think love of God and our neighbour is so important?</li> <li>• What would be your third commandment?</li> <li>• How would you define sin?</li> </ul>	<p>important to always be kind and respectful to others.</p> <p>Watch the following video of how to make a chatterbox and fill it with positive messages to brighten someone’s day.  <a href="https://www.youtube.com/watch?v=auggBKfRTTk">https://www.youtube.com/watch?v=auggBKfRTTk</a></p> 	<p>born. Listen to it and ask yourself the following questions;</p> <p>Do you like it?  What instruments can you hear?  What is the tempo of the song? (fast/slow)  Is there a rhyming pattern to the lyrics?  Can you make any comparisons to another song?</p>
--	--	---	--	--	--