




# St Oswald's Catholic Primary School Home Learning








Year group 5


Week Beginning: 8<sup>th</sup> June 2020



	Monday	Tuesday	Wednesday	Thursday	Friday
 Maths	<p><b>What are they?</b> Number facts  <a href="https://www.transum.org/software/SW/Starter_of_the_day/starter_June4.asp">https://www.transum.org/software/SW/Starter_of_the_day/starter_June4.asp</a></p> <p><b>Place Value challenge cards</b></p> <p>Take this task 1 challenge card at a time and see if you can practise writing numbers, rounding, partitioning, ordering and comparing numbers.</p>	<p><b>Find the perimeter</b>                      Look at this complex shape and see if you can calculate the perimeter (hint: it's not as complicated as it looks and you <i>do</i> have all the information necessary.)  <a href="https://www.transum.org/Software/SW/Starter_of_the_day/starter_June9.ASP">https://www.transum.org/Software/SW/Starter_of_the_day/starter_June9.ASP</a></p> <p><b>Maths activity mat</b></p> <p>See a combination of different questions to refresh your memory and test your skills across the board.</p>	<p><b>Pie charts – estimating fractions</b>                      Estimate the amount of children represented by the pie chart – think of how you might estimate the fractions shown.  <a href="https://www.transum.org/software/SW/Starter_of_the_day/starter_June10.asp">https://www.transum.org/software/SW/Starter_of_the_day/starter_June10.asp</a></p> <p><b>Mental Maths challenge</b></p> <p>Test your knowledge and speed when dealing with a variety of questions ranging from number to geometry and measurement facts, including using time and money.</p> <p>See the link for answers:  <a href="https://www.math-salamanders.com/image-">https://www.math-salamanders.com/image-</a></p>	<p><b>Multiplying by 1001</b>                      Can you figure out a way of calculating these numbers by 1001 without doing a formal written method? Think about place value and how you could use a mental strategy.  <a href="https://www.transum.org/software/SW/Starter_of_the_day/starter_June8.asp">https://www.transum.org/software/SW/Starter_of_the_day/starter_June8.asp</a></p> <p><b>Adding Fractions</b></p> <p>See the worksheet and use the bar models to help you add the fractions together. Remember to find the common denominator.</p>	<p><b>Find the total</b>                      Can you use the given numbers to make each side of the triangle add up to the same amount?  <a href="https://www.transum.org/software/SW/Starter_of_the_day/starter_June13.asp">https://www.transum.org/software/SW/Starter_of_the_day/starter_June13.asp</a></p> <p><b>Escape Room</b></p> <p><a href="https://docs.google.com/forms/d/e/1FAIpQLSdNI3EzjnqIYnvsetb7DtztKY-zCaZoWdZGrmn9oMBC4jMUhQ/viewform">https://docs.google.com/forms/d/e/1FAIpQLSdNI3EzjnqIYnvsetb7DtztKY-zCaZoWdZGrmn9oMBC4jMUhQ/viewform</a></p> <p>Follow this link for an exciting escape room challenge to finish off the week in a fun way!</p> <p>You will meet a series of mathematical challenges that you must solve in order</p>

			<a href="files/free-mental-maths-year-5-1ans.gif">files/free-mental-maths-year-5-1ans.gif</a>		to get to the next clue and eventually escape the virtual room. You can complete this in your own or rope some of your family members in as well. Good luck!
<b>Word of the day-</b> find the definition, write it in a sentence and learn how to spell it.					
 English	Word of the day <b>chronologist</b>  <b>Friendship Poem</b>  Today – 18 <sup>th</sup> June – is International Best Friend Day.  Look at the poem Best Friends – by Adrian Henri  See if you can answer the comprehension questions at the bottom of the page, then see if you can create your own poem about your friends. See if you can follow a similar structure/rhyming pattern to the example poem.	Word of the day <b>churlish</b>  <b>SPAG - How to add suffixes to words ending in -er</b>  <a href="https://www.bbc.co.uk/bitesize/topics/zqqsw6f/articles/zcsyjty">https://www.bbc.co.uk/bitesize/topics/zqqsw6f/articles/zcsyjty</a>  Watch the lesson video then highlight the spelling mistakes in the story.	Word of the day <b>chaotically</b>  <b>Similes and metaphors</b>  <a href="https://www.bbc.co.uk/bitesize/articles/z4nybdm">https://www.bbc.co.uk/bitesize/articles/z4nybdm</a>  Recap on the difference between similes & metaphors by watching the video. Complete the activities to refresh your memory, then look at the PPT activities, where you have picture prompts and should use the sentence starters to help you come up with some descriptive similes and metaphors for each scenario.	Word of the day <b>channelling</b>  <b>Modal Verbs</b>  <a href="https://www.bbc.co.uk/bitesize/topics/zwwp8mn/articles/zps4pbk">https://www.bbc.co.uk/bitesize/topics/zwwp8mn/articles/zps4pbk</a>  Look at the BBC Bitesize lesson on modal verbs so that you can recap on your knowledge. Try the online activity then see if you can fill the gaps on the worksheet with the correct modal verb.	Word of the day <b>chaperoning</b>  <b>Write a set of instructions</b>  Tomorrow is cupcake Day in aid of raising funds and awareness about Alzheimer’s disease <a href="https://www.alzheimers.org.uk/cupcake-day">https://www.alzheimers.org.uk/cupcake-day</a>  Follow the link for more information about Alzheimer’s disease and for recipe ideas.  We would like you to write a recipe using key features of an instructions text (think back to autumn term). Then maybe you could even follow your own recipe and make some delicious cupcakes.

				
<p><b>Science - National Oceans Day</b></p> <p><a href="https://www.dosi-project.org/wp-content/uploads/TreasuresOfTheDeep_PDF-ebook-small.pdf">https://www.dosi-project.org/wp-content/uploads/TreasuresOfTheDeep_PDF-ebook-small.pdf</a></p> <p>Read the story in the above link all about under the water exploration. Afterwards, make a list of pros and cons about the methods for exploring the depths of the oceans – think about the impact for sea-life but also the benefits for science.</p> 	<p><b>MFL – Russian language day</b></p>  <p>On 6<sup>th</sup> June it was Russian Language Day! Did you know that in 2010, the United Nations created language days for each of their six official languages? Arabic, Chinese, English, French, Russian, and Spanish. Their goal is to promote multilingualism and cultural diversity. June 6th was chosen as it is the birthday of Alexander Pushkin, the Father of Russian Literature.</p> <p><a href="http://www.bbc.co.uk/languages/russian/">http://www.bbc.co.uk/languages/russian/</a></p> <p>Look at the BBC link to learn some key phrases and explore the Russian</p>	<p><b>Music – Pulse &amp; Rhythm</b></p> <p><a href="https://www.bbc.co.uk/teach/school-radio/music-ks2-macbeth-index/zfvvf4j">https://www.bbc.co.uk/teach/school-radio/music-ks2-macbeth-index/zfvvf4j</a></p> <p>In the above lesson, the story of Macbeth (one of your English topics this year) and is combined with musical episodes. There are 8 short videos retelling the story accompanied by 8 songs with music, backing tracks and lyrics.</p> 	<p><b>RE – Reconciliation</b></p> <p>Look at the home-learning resource sheet thinking about how Freedom involves Responsibility. Read the story given and then answer the discussion questions and choose an activity from the activity section.</p>	<p><b>Computing - Online Safety</b></p>  <p>Following on from your last work on computing e-safety, you were asked to plan out an e-safety story, sharing how children should deal with a situation.</p> <p>This week, we would like you to use the story you created and make this into a comic strip.</p>

		alphabet, including learning some interesting facts about the Russian language.			
	<p><b>DT – Design a boat</b></p> <p>Because it is National Ocean Day, we would like you to design a boat.</p> <p>Select and look at pictures of boats - look at different designs for various purposes. Look at the materials that are used for building boats, any pulley systems and sails. Can you design a boat for a specific purpose (travelling, fishing, exploring), thinking carefully about the materials you should use, the way the boat would travel and how many people would be able to travel in it.</p>	<p><b>Physical Activity -Bike Week</b></p> <p><a href="https://www.cyclinguk.org/bikeweek">https://www.cyclinguk.org/bikeweek</a></p> <p>This week is also Bike Week – if you have a bike, take this opportunity to check out the link to the events website and see if you can take part in #7daysofcycling</p> <p>If you don't have a bike, then see this timetable of virtual events and maybe you could take part in some of these activities <a href="https://www.cyclinguk.org/bikeweek/virtual-events">https://www.cyclinguk.org/bikeweek/virtual-events</a></p>	<p><b>Wellness Wednesday:</b></p> <p>As well as keeping our bodies healthy, it is important to keep our minds healthy too!</p> <p>Take a look at the worksheet 'I am and amazing person' and see if you can name all your positive attributes, celebrating the amazing person that you are!</p> 	<p><b>Geography – Rivers</b></p> <p><a href="https://www.bbc.co.uk/bitesize/topics/z849q6f/articles/z7w8pg8">https://www.bbc.co.uk/bitesize/topics/z849q6f/articles/z7w8pg8</a></p> <p>Look at the BBC Bitesize lesson recap on rivers, linking with your geography topic of Water from autumn term.</p> 	<p><b>PSHE – Drowning Prevention</b></p> <p>Today marks the start of Drowning Prevention week. We would like you to take the opportunity to join in with a water safety lesson.</p> <p><a href="http://www.rlss.org.uk/drowning-prevention-week-primary-school-lesson">www.rlss.org.uk/drowning-prevention-week-primary-school-lesson</a></p> <p>Follow the link above and ask your adult to set up an account for you so that you can learn vital water safety skills</p> 

