




St Oswald's Catholic Primary School Home Learning




Year group 5



Week Beginning: 15th June 2020



	Monday	Tuesday	Wednesday	Thursday	Friday
 Maths	<p>Estimate fractions https://thirdspacelearning.com/blog/16-fun-maths-activities-ks2-back-to-school-summer-brain-drain/#16-15-fractangle What fraction of the diagrams are shaded?</p> <p>Take away menu money problems Using the menu price lists, see if you can answer the word problems and calculate the costs.</p>	<p>Mystery numbers What could each number sentence mean? https://www.transum.org/software/SW/Starter_of_the_day/starter_June30.asp</p> <p>Place Value – footballers' wages Today you have a place value challenge which asks you to read, order, write and solve problems using large numbers, including millions. Based on footballers' pay, once calculated you can use the cheque templates to write out their earnings.</p>	<p>Maths riddles https://www.mashupmath.com/blog/free-math-riddles-for-kids Take a look at these brain teasers – see if you can find the answers. Good luck!</p> <p>Emoji code breaking Use the code to decipher what the calculations are, then calculate the correct answer using a formal written method. You could then translate the answer using emoji symbols too.</p>	<p>The jumping frog Can you calculate how long it takes the frog to get out of the pit?</p> <p>Insect/animal symmetry A simple activity to practise reflective symmetry. See if you can create a symmetrical pattern on both sides of the insect. Try to make your pattern complex. https://www.artforkidshub.com/symmetry-art-activity-for-kids/</p> <p>Or if you would like a real maths/art challenge, choose one of the animal symmetry pictures and see if you</p>	<p>Number lines 1 Can you put the numbers 1 to 7 in each circle so that the total of each line is 12?</p> <p>Calculating perimeter of compound shapes Can you calculate the perimeter of the compound shapes by finding the missing side lengths then adding these up accurately?</p> <p>Answer sheet attached.</p>

				can recreate the other half as accurately as possible.	
	Word of the day- find the definition, write it in a sentence and learn how to spell it.				
 English	Word of the day knack Poetry – international joke day Today is international joke day! So we are challenging you to write your own jokes! As a warm up, explore the jokes worksheet and practise performing some jokes and your delivery of the punchline. Then we would like you to write your own limerick. A limerick is a small, humorous poem. They are rhyming, funny, and have a bouncy rhythm that makes them easy to memorize. https://www.poetry4kids.com/lessons/how-to-write-a-limerick/ Follow the easy steps on the link to write your own.	Word of the day knitted 60 second reads - Reading about the Rainforest Check out these '60 second reads'. There are 4 short comprehension texts to tackle, each with 4 questions in the Quick Questions section. Remember to use your Reciprocal Reading techniques and clarify any words that you are unsure of and generate some questions that you wonder about when reading.	Word of the day knowledgeably Poetry tasks Read the 3 short poems and try the given tasks: -Comprehension -Comparison -Learn a poem by heart and try and perform it.	Word of the day knuckle down Embedded Clauses Look at the PPT to refresh your memory on what an embedded clause is and see how to create them. Once you have practised this, use the picture generator below to provide some stimuli. Write a sentence including an embedded clause for some pictures that come up. https://randomwordgenerator.com/picture.php	Word of the day knick-knacks Story starters https://randomwordgenerator.com/picture.php In yesterday's lesson you use a picture generator to provide ideas for sentence topics. Today, you will use the same picture generator but will be using the pictures to help you come with ideas for a story starter. Have a look through the PPT first to give you some ideas for different ways to start a story: Eg. Character description Setting description With dialogue With action etc

	Share your efforts with us on Twitter @StOswaldsPriLiv				Try a few examples and try and use a different story starter each time.
	<p>Physical Education</p> <p>Have a look at the 'circuit training for kids' video in resources.</p> <p>See if you can join in with all the exercises.</p> <p>Then take some time to see if you could write your own 15min workout, including some of the exercises that you know – try to make it</p>  <p>challenging. You want to get your heart rate up!</p>	<p>Science – World UFO Day</p> <p>What environmental factors make Earth habitable? Can you compare 'The Goldilocks planet' to another world within our Solar System?</p> <p>Use creative thinking to design an alien life form suited for specific environmental conditions on an extra-terrestrial world within our Solar System.</p>	<p>Spanish – In the Garden</p>  <p>Here is another video from our lovely Spanish assistant, Melissa, to learn some language to do with the garden. It includes basic vocabulary, some colours, some numbers and the weather.</p> <p>https://drive.google.com/file/d/1OY0PmloDA8Fx1VgRrFI4GFjebdlU4MYP/view</p> <p>Then have a look at the Spanish worksheet and see if you can answer questions based on the video. Answer sheet attached.</p>	<p>Art – Using different mediums</p> <p><u>Children's Art Week 1</u> (This is a national initiative to develop creativity and lasts for 3 weeks with a new theme each week.)</p> <p><u>Week 1 theme: The Natural World</u></p> <p>Look at the 5 different categories and their related tasks: drawing, sculpture, collage, printing, digital media.</p> <p>You can choose as many as you like but you should try and complete 1 from each section to practise a range of skills.</p>	<p>DT – Plastic free July</p>  <p>Take a look at the starter pictures from the children's worksheets PDF. What do you see? Think about the discussion questions posed.</p> <p>Have a look at the accompanying PPT and learn a bit more about the impact plastic can have around the world.</p> <p>Try the 'sorting plastics' activity by finding some plastic products from around your home and using the sorting key to decide which type of plastic it is made from. You can</p>

					<p>then look at the 'lifecycle of a plastic bottle' section.</p> <p>Now look at the 'design contexts'. You have 3 design premises to choose from – think carefully about the specifications for the product, then fill in the 'product outline' sheet, explaining your idea. Share your ideas with us on Twitter @PlasticFreeJuly and tag us in your post @StOswaldsPriLiv</p>
	<p><u>RE – The wonder of the world</u></p> <p>Look at the Wonders of Creation PowerPoint and read the prayer called The Canticle of the Sun: https://cafod.org.uk/Pray/Prayer-resources/Canticle-of-the-sun Have a look at the discussion questions and see if you can answer these. Then look at the activity and try to rewrite some of</p>	<p><u>Computing- Algorithms</u></p>  <p>Algorithms are sets of instructions that we use to command a computer to complete certain functions. But the algorithms need to be really specific. Can you de-bug the given algorithm for drawing a 2D diagram?</p>	<p><u>Wellness Wednesday:</u></p>  <p>Look at the given worksheet all about connecting with others. Think about who are the supportive people in your life and what you can do to make sure that you</p>	<p><u>PSHE – What is discrimination?</u></p> <p>Look at the PPT going through the different definitions of discrimination. Once you have taken some time to think about these issues, look at the Tackling Discrimination worksheet. Can you fill in the tables, thinking about what each type of discrimination might</p>	<p><u>Music - Incredibox</u></p> <p>This fun website allows you to create your own mix music beat boxing tracks https://www.incredibox.com/ Click the website version and spend some time exploring the different musical options and choosing your band's accessories. Then you can start mixing and combining sounds, acting like a DJ.</p>

	the lyrics to The Canticles of the Sun to show your thanks for the nature in our world.		stay connected with them.	look like, how it might make someone feel, how you could respond to this.	
--	---	--	---------------------------	---	--