

















	Monday	Tuesday	Wednesday	Thursday	Friday
Maths	<p><u>Numberblocks</u> Numberblocks - Series 2: Blast Off Click the link to watch the episode.</p>  <p>This week let's see how the numberblocks find numbers that add together to make 10. After you have watched can you find 2 numbers that add together to make 10?</p>	<p><u>Shape, Space & Measure</u> Look around your house for some containers and see if you can sort them out into order of which can hold the most water starting with the smallest first going right up to the biggest. In my house I found a tiny milk jug for the smallest amount of water and a big mop bucket for the largest. In between were lots of other containers like water bottles, cups and pans. What will you find?</p>	<p><u>Number</u> This week we are thinking about adding numbers together. Can you complete the worksheet below and find out and find out how many of each thing there will be when you add more? You could use your fingers or counters or even your toys to help you count. You could even use smarties or chocolate buttons and then enjoy them when you have finished!</p> 	<p><u>Number</u> At school we sometimes use the numicon to help us with lots of number problems. Today's challenge is to think about how many different ways you can make 10. I have put some numicon cut outs at the bottom of the page if you want to use them to help you out with this challenge.</p>	<p><u>Shape, Space & Measure</u> Today your challenge is an outside one. Can you find 3 leaves, 3 stones and 3 sticks? Next can you sort them in order of size small, medium and large? Perhaps you could take a photo and post it on our twitter page or email it in to show us what you have found. At the bottom of this page is a sheet you could stick your favourite leaf to.</p>
Phonics	<p><u>Sound of the Week</u> This week's sound – o. Say this sound. Listen to the phonics songs here: Jolly Phonics Phase Two Take your mouse on a hunt around your house to find things beginning with o. How many can you find? Try writing "o" today. Do you know anyone who's name starts with O?</p> 	<p><u>Phonics</u> Can you make some silly soup. You can only put things beginning with o in your soup. Say this rhyme as you add each item. <i>"I'm going to make some silly soup, I'm making soup thats silly, i'm going to cook it in the fridge and make it nice and chilly"</i></p>	<p><u>Phonics</u> <u>Rhyming odd one out</u> Look at the rhyming picture strips at the bottom of the page. Some of the words rhyme. Can you find the odd one out on each strip?</p> 	<p><u>Guess the animal sound</u> <u>Welcome to the zoo</u> Try this listening game-you will need your listening ears.</p> 	<p><u>Sound Hunt</u> Go on a sound hunt around your house or outdoors. Can you find 3 things beginning with the same sound as your name starts with? Mrs Parkinson found a pen, some paper and a pan all beginning with P. Try another sound, maybe M for Mum or D for Dad</p>

				https://www.phonicsplay.co.uk/resources/phase/1/welcome-to-the-zoo Listen to the animal sounds and match the sound to the zoo animals. 	 
Communication, Language and Literacy	<p><u>Communication and Language</u></p> <p>This week we are concentrating on listening and attention. To do this have a game of musical statues or bumps. Play music and dance along. Make sure to stop as soon as the music stops. You could add an instruction each time eg when the music stops next time put your hands on your head.</p> 	<p><u>Reading</u></p>  <p>One of my favourite stories is 'We're going on a bear hunt'. It's such fun to act out. Don't worry if you don't have the book at home I have put a link for youtube. Listen to it and try and join in with all the actions. Can you make the long wavy grass or the squelchy mud? Have fun! Michael Rosen performs We're Going on a Bear Hunt</p>	<p><u>Communication and Language</u></p> <p><u>Song of the week:</u></p> <p>Have a go at joining in with this fun song. You can use your fingers to help you count 5 speckled frogs</p> 	<p><u>Writing</u></p> <p>This week how about some fun with writing using squishy bags. They are super easy to make. Mix some flour, water and food colouring together to make a paste consistency then put in a food bag and seal. You can now use your finger, cotton bud, paint brush to make shapes or write your name. Here is the link for grown ups.</p>  <p>https://www.learning4kids.net/2015/06/30/how-to-make-squishy-sensory-bags/</p>	<p><u>Communication and Language</u></p> <p>Can you recall an activity you have done today and retell it? If you went to the shops what did you do first? I put my coat on, then I walked to the shops. We went into Tesco and bought some fruit etc.</p> <p>Parents encourage your child to retell activities and to use simple sentences when speaking.</p> 

Word of the week: full

Definition: holding as much as it can **Example:** The balloon was so full of air that it popped.

Activity: What things can you fill? What can you fill them with to make them full?



Mouse Club



Walk and Talk

I am missing our little chats in nursery so much and can't wait until September to hear what you have all been up to and what you have seen.

This week I would love you to take mouse and your grown up on a walk around your local area and talk about what you see. Can you find any letters from your name on any street signs?

Challenge card for this activity is posted below.

Have fun!

Physical Development – Moving and Handling, Gross Motor Development

Try joining in with these exercises at home. It's fun to exercise and it keeps you fit and healthy!

<https://www.youtube.com/watch?v=BDYd2qFR45o&t=370s>



Technology

When you go out for a walk this week allow your child to press the button at the crossing. Discuss what is happening as you go. Look out for different types of technology on your walk, the cash machine, an intercom system, cash tills etc the list is endless.



RE Our World



[Arla Virtual Farm | Arla UK](https://www.arla.co.uk)

Take a look at the virtual farm tours on the interactive website link above. Talk together about the wonderful things you can see.

Which were your favourites? Did you see anything you have never seen before?

Talk about our wonderful world together.

Physical Development – Moving and Handling, Fine Motor Development



On a piece of paper draw zig zags, squiggles or letters. Use resources you have at home such as buttons, beads, marbles or even sweets. Use a pincer grip to place the objects onto the line.

RE
Our World




Say a little prayer together to thank
God for our wonderful world.
Encourage your child to suggest
things to add to the prayer.
Sit quietly and join your hands.

Dear God

Thank you for our wonderful world,
Thank you for the sunshine,
Thank you for the rain that makes
the flowers grow,
Thank you for the animals BIG and
small
Thank you for the people we know.

Expressive Arts and
Design – Being
Imaginative

[Whatever Next! Stories](#)
[read aloud](#)

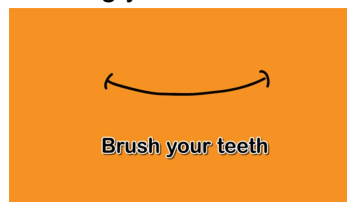


Listen to the story
“Whatever next!” Can you
make a rocket or a boat or
a submarine out of a box
or even by draping a
blanket over a chair to
make a den. Where would
you travel to and what
would you take with you?

Physical Development –
Health and Self Care

It's really important to
brush your teeth well. You
must brush them twice a
day. Ask your grown up to
set a timer for 2 minutes
while you brush your
teeth.

Listen to this song about
brushing your teeth



<https://www.bbc.co.uk/teach/school-radio/nursery-rhymes-brush-your-teeth/zv33hbk>

Dinner with mouse

This week we have
another mouse
challenge for you. Can
you show mouse how
to use a knife and fork
to eat your dinner?
Have dinner with
mouse every day this
week. The dinner ladies
are looking forward to
you staying for dinner
when you move up to
reception. See the
mouse club activity
card below.

Expressive Arts and
Design – using media and
materials

This week we have an
outdoor home learning bingo
challenge for you. One of the
tasks is to make a magic
wand from a stick. You could
put leaves or flowers on it or
paint it or even sprinkle on
some glitter if you have any
at home. When you have
made your wand think about
what kind of magic spells you
would like to do with it.



Dinner with Mouse



Can your child...



...show Mouse how they sit at the table?

...show Mouse how they use a knife and fork?



...make some pretend food with play dough?

They could make potatoes...



spring rolls...



peas...



Invite Mouse or someone else to dinner and share the pretend food with them.



...talk to Mouse about going to school?

How are you helping?

- Your child will need to know how to eat independently at school
- Using their hands helps develop muscles to hold and use cutlery, unwrap things, write and draw.

See if your child can...

- Drink from a carton using a straw
- Unwrap food
- Open a lunch box



All About My Leaf


This is my leaf.

The size of my leaf is...
















large

medium

small




Outdoor Home Learning Bingo Card

<p>Build an imaginary campfire out of sticks.</p> 	<p>Collect five stones to colour or paint.</p> 	<p>Draw a rainbow on the ground outside using chalk.</p> 	<p>Play hide-and-seek outside in the garden.</p> 
<p>Go on a minibeast hunt in the garden.</p> 	<p>Make some mud paint by mixing mud and water in a bucket.</p> 	<p>Create your own den in the garden.</p> 	<p>Count how many birds you can see in your garden in five minutes.</p> 
<p>Have a picnic lunch outside in the garden with your favourite teddy bear.</p> 	<p>Plant some beans or seeds in the garden.</p> 	<p>Make a magic wand from a stick in the garden.</p> 	<p>Use a bucket of soap and water to clean your toys.</p> 
<p>Create an outdoor obstacle course in the garden.</p> 	<p>Make a chalk picture on your fence or garden patio.</p> 	<p>Build a minibeast hotel.</p> 	<p>Make your own magical potion in a bucket.</p> 


Adding More

Add 2 more children to the bus.




How many children are there?

Add 1 more apple to the fruit bowl.



How many apples are there?

Add 4 more fish to the fish tank.



How many fish are there?






Add 3 more coins to the purse.





How many coins are there?

1 2 3 4 5
6 7 8 9 10









Mouse loves going for a walk!

Go for a walk together

Talk about what you can hear



Birds singing...

Dogs barking...



Car engines...

Talk about what you can see



Cat



Block of flats

Ask questions about what is happening...

Why is the cat running away?

Post box



Library

Who is riding the bike?

What vehicles can you see?



What are they like?

Can you describe their size, colour, and sound?



Big yellow digger



Little green car



Fast red bike

What letters can you see?



Can your child see any of the letters in their name?

Can they write them down?



How are you helping?

This activity will help your child to...

- be active and healthy
- take notice of their surroundings
- comment and ask questions
- describe places or events

