







St Oswald's Catholic Primary School Home Learning

Year group: Reception

Week Beg : 6th July 2020



This is a suggestion of a timetable for how your weeks work could look. Feel free to mix the daily activities around.

	Monday	Tuesday	Wednesday	Thursday	Friday
<p>Maths</p>  <p>This week we will be exploring more complex patterns, positional language, counting, time, addition and subtraction. This will all be linked to the story, 'Zog' by Julia Donaldson.</p>	<p>Start the week by sharing the story. There are a few examples on Youtube. This is one example but all activities can be completed without the book. https://www.bbc.co.uk/iplayer/episode/b0bwdw8y/zog</p> <p>The prince and princess prefer to be doctors than royalty and Zog becomes their transport. Let's think about how we are still supporting the people who help us by using our pattern skills.</p>  <p>Rainbows have a special 7 pattern. Some people have a rhyme to remember the colours of the rainbow. They say it is a boy's name. ROY G BIV Can you create your own rainbow and give it a name? Remember you have to pick 7 colours but they don't have to be the same! Have a think! What name will you give your rainbow? Remember it is the first letter of each colour. Do you like mine? Blue, orange, red, purple, pink, avocado, turquoise. BORP PAT! There are lots of different colour names. Can you find some unusual ones?</p>	<p>Zog is the biggest orange dragon! Look at more complex patterns with our next stage of not just colour but size. Lots of different positional language to figure out. It is important to develop a range of vocabulary linked with size and position. You can model this through asking questions e.g Can you find the dragon that is next to the two small dragons? Which dragon is bigger than this dragon but smaller than the green dragon? How many dragons are between the green dragon facing to the right and the green dragon facing to the left? Encourage your child to use different words too.</p>  <p>There are two worksheets attached linked to this.</p>	<p>Zog is a star! Zog earns his star for catching princesses. Can you help add stars to his star chart? Remember to use a ten frame to help you visualise the problem. Ten frames are an important resource linked with developing number sense. They help form the basis for understanding place value in the future (example: numbers like 12 are a ten and two ones).</p> <p>You can draw simple ten frames or make larger ones using masking tape. Your child can then use any range of objects to represent the problem. You do not need to find ten dragons!</p>   <p>A set of addition problem cards is attached.</p>	<p>Dragon Races The dragons have many lessons. Flying is one of them. Can you count how many dragons there are, which dragons have gone and how many are left?</p> <p>Although some of the problems may seem simple, the focus is on developing vocabulary and gaining experience of identifying how numbers link together. This early sense of number is vital and will help children to explain how they have reached their answers. Developing reasoning skills plays a central part in maths.</p> <p>A set of subtraction cards are attached.</p>	<p>Zog makes various attempts to fly and always remembers to practise just like his teacher tells him to. It is time to be dragons! Can you time your flights?</p> <p>How will you measure the amount of time it takes for each activity? What could you use to help you? Who do you think is the fastest person in your house?</p> <p>Decide on different distances that you want to fly like a dragon and time how fast you are. Make sure you write down your times so that you can compare this with other people in your house. The picture below gives some ideas but I am sure you can think of even better challenges! A large copy is attached.</p> 

Communication,
Language and
Literacy

Word of the day **changes**

Phonics

Below are three pictures and one caption. Have a look at the pictures and think about a caption for each one. Then have a go at reading the caption below and try and match it to the correct picture.



Caption: **get off the bus.**



Reading/Writing

The last topic we looked at together was 'Traditional Tales'. Can you tell your grown up all about what a traditional tale is? When you have recapped everything you know about traditional tales can you pick your favourite one and create a storyboard template attached giving you the space to write and draw about the 3 main parts of the story you can remember.

Phonics

Have a look at the picture below and try and think of a caption to write for it. When you come to write your caption remember to use the process 'think, say, write'.



Speaking and Listening

<https://www.bbc.co.uk/bitesize/clips/zn43cdm>

Listen to this story about Larry the postman. He struggles to remember instructions and directions!

Can you remember any of the things Larry should have remembered on his rounds? Write a list or draw pictures of the things you can remember.



Word of the day **excited**

Phonics

Turn your hopscotch into a tricky word hopscotch! When you land on the tricky word you have to say it!



Reading/Writing



As the weather is changing all the time at the minute there are lots of mini beasts to look for when you are spending time outdoors! Can you go on a mini beast hunt and see if you find any new insects you haven't seen before?

After your minibeast hunt can you create an information booklet all about 1 minibeast. You could use books, iPads or informational TV programmes to find your facts for your book.

Word of the day **nervous**

Phonics



Have a go at reading the three captions below. Remember to use the pictures to help you.

socks on a mat.
dad and nan.
a duck and a hen.

Speaking and Listening

Play the game 'I went to the zoo...'

Choosing any animal names, start the game by saying, "I went to the zoo and I saw a monkey".

For each turn, repeat the animals that have already been listed, in sequence, then add a new one. You may not repeat an animal.

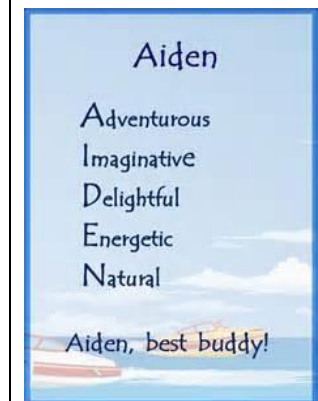


Phonics





Create your very own word spinner! Spin the wheel and try to read the new word you have made.

Reading/Writing



Can you write an acrostic poem all about you? Use each letter of your name to think of a describing word about yourself just like the example!

	<p>RE</p>  <p>Visit the CAFOD website and listen to the story about Fairtrade bananas. Play the game to reorder the story and show your understanding!</p> <p>https://cafod.org.uk/Education/Primary-teaching-resources/Fairtrade/Banana-Fairtrade-game</p>	<p>Transition activities - see separate pack</p>	<p>RE</p>  <p>Visit the CAFOD website https://cafod.org.uk/Education/Primary-teaching-resources/Films and watch the video about Pope Francis' Letter Laudato Si'</p> <p>(Make sure you find the video that says Laudato Si – care for our common home as the other videos are for older children)</p> <p>Talk to a grown-up about the message Pope Francis is giving us?</p> <p>How can we look after our world?</p> <p>What can we do to change the way we live for the benefit of our world?</p>	<p>Transition activities - see separate pack</p>	<p>Transition activities - see separate pack</p>
--	---	--	--	--	--