




St Oswald's Catholic Primary School Home Learning




Year Group: 4

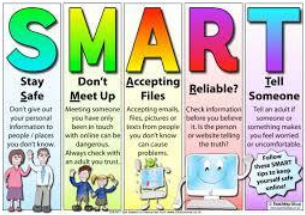


Week Beginning: 13th July 2020




	Monday	Tuesday	Wednesday	Thursday	Friday
<p>Maths</p>	<p>Identifying Angles</p> <p>https://www.bbc.co.uk/bitesize/articles/zy3jcmn</p> <p>In this lesson you will learn how to recognise angles that are greater than, equal to or less than a right angle. You will learn to use the terms acute and obtuse.</p> <p>This lesson includes:</p> <ul style="list-style-type: none"> Two videos Two interactive activities <p>Then complete page 1 of the Home Learning booklet.</p>	<p>Compare and Order Angles</p> <p>https://www.bbc.co.uk/bitesize/articles/zg4xdp3</p> <p>In this lesson you will compare angles and identify acute, obtuse and right angles.</p> <p>This lesson includes:</p> <ul style="list-style-type: none"> Two videos Two interactive activities <p>Then complete page 4 of the Home Learning booklet</p>	<p>Classifying Triangles</p> <p>https://www.bbc.co.uk/bitesize/articles/zcktjsg</p> <p>In this lesson you will learn about the different types of triangles and their properties</p> <p>This lesson includes:</p> <ul style="list-style-type: none"> one video a learning summary two interactive activities <p>Then complete page 6 of the Home Learning booklet</p>	<p>Quadrilaterals</p> <p>https://www.bbc.co.uk/bitesize/articles/ztn9vwx</p> <p>In this lesson you will learn about the different types of quadrilaterals and their properties.</p> <p>This lesson includes:</p> <ul style="list-style-type: none"> One video A learning summary Three interactive activities <p>Then complete page 8 of the Home Learning booklet</p>	<p>Finding examples of Maths in the home/School.</p> <p>Today, go on a hunt around your home, or if you are in the classroom, have a look at what you can see in your room. Can you find any examples of the following angles?</p> <ul style="list-style-type: none"> Right angle Acute angle Obtuse angle Straight line <p>Can you find any triangles in your home? What type are they? Equilateral, isosceles or scalene?</p> <p>Create a table of the different angles and triangles you can find, or use the template attached.</p>

Word of the day- find the definition, write it in a sentence and learn how to spell it.					
<p>English</p> 	<p>Word of the day = Experience</p> <p>Comprehension –</p> <p>Fleeting the fire – (Find the resources on Home school learning pack – week 11) The text and questions on pages 10 – 14 are based on the text ‘Fleeting the fire’ Read the text and answer the questions, using the text to help you. A useful idea would be to underline any key information or words you don’t understand. Use a dictionary to help you find the meaning of any unknown words. Can you extend your answers by using quotations from the text?</p>	<p>Word of the day = Infinitive</p> <p>Grammar</p> <p>Identifying pronouns – This week’s grammar focus is going to be pronouns. We use pronouns in order to replace nouns and avoid repetition. Example of how pronouns avoid repetition - ‘Ella went to the shop. Ella then walked home. Ella ate her tea and then Ella played with her sister. Ella helped mum with the dishes and then Ella did her homework.’ ‘Ella went to the shop. She then walked home and ate her tea. Ella then played with her sister. She helped with the dishes and she did her homework.’ You can see that replacing the word ‘Ella’ with ‘She’ helps writing to flow better, making it more enjoyable for the reader. Use the both PowerPoints attached to the planning resources in order to familiarise yourself with pronouns and then complete the worksheet</p>	<p>Word of the day = Thoroughly</p> <p>Writing</p> <p>Features of a newspaper report https://www.bbc.co.uk/bitesize/articles/zym8bqt This week’s BBC BiteSize lesson is packed with 4 different activities all to do with newspaper reports. We looked at newspaper reports at the beginning of year 4 and now it is our chance to revise our knowledge of the key features. This lesson includes: <ul style="list-style-type: none"> 📺 one video about what to include in a newspaper report 📺 one video about the difference between fact and opinion 📺 four activities – Activity 2 attached to resources Watch the videos and work your way through all of the activities. We also have an extension activity for you – Can you write your own newspaper article and include all of the features?</p>	<p>Word of the day = Embrace</p> <p>Spelling</p> <p>Correct the spellings in the passage</p> <p>Read through the sheet on the attached resources ‘Correct the spellings’ Can you identify any incorrect spellings in the passage? Highlight these and correct them.</p> <p>In the passage that has the incorrect spellings already circled, can you write the correct spelling at the side? Use a dictionary to support you if needed.</p> 	<p>Word of the day = Sensational</p> <p>Grammar - Spot the mistakes</p> <p>We have learnt and used a wide range of punctuation in year 4 and it is essential that you continue to use this in year 5 in order to keep your writing fantastic. Look at the punctuation sheet attached to the resources file. At the beginning you will find a definition of how to use a range of punctuation. Work through the sentences and complete each activity by adding in the correct punctuation.</p>

		<p>which is also attached to the resources.</p> <p>If you cannot access the PowerPoint, there are lots of videos on YouTube to help you understand pronouns!</p> 	<p>This can be based on something from your imagination or a real life event.</p> 		
<p>Other Subject</p>	<p>Computing</p> <p>E-Safety</p> <p>Watch some of the video clips from the link below all about E-Safety. We talk about E-Safety a lot in school and we all understand the importance of staying safe and being sensible online. Your task is to spread that positive message by creating your own information video all about E-Safety, providing top tips for online use.</p> <p>https://www.bbc.co.uk/news/round/44074704</p>	<p>RE</p> <p>Click the link below to explore the CAFOD website. Use the map to learn about all the fantastic work CAFOD does in countries around the world. There is lots of information on the website alongside videos, games and quizzes for you to try. When you have finished exploring the website create a prayer card to express thankfulness and gratitude for all the good things in our world.</p> <p>https://cafod.org.uk/Education/Kidz-Zone</p>	<p>History</p> <p>Ancient Greece Revisited</p> <p>Today you are going to revisit our topic of the Ancient Greeks and research some of the Gods and Goddesses. The Greeks believed that gods and goddesses watched over them from Mount Olympus, their palace in the clouds. These gods were a bit like humans, but they lived forever and were much more powerful. From time to time, they would interfere in what was going on and could send storms if they were angry and decide who was victorious in wars.</p> <p>Use the following link to research two of the Gods and create a Greek God/Goddess</p>	<p>Art/DT</p> <p>Pop Art - Andy Warhol</p> <p>Andy Warhol was an artist in the 1960's who began to experiment with printing techniques, using bold colours, focusing on American pop culture. Watch the video about Andy Warhol on the following link to find out more about him and his artistic style. Once you have watched the video, click on Activity one and try to create your own artwork in the style on Andy Warhol.</p> <p>https://www.bbc.co.uk/bitesize/articles/zxr3trd</p>	<p>PE</p> <p>PE with Joe Wicks on Youtube. Try and push yourselves by joining in with as much of the session as you can.</p> 

			<p>portfolio. Draw a picture of them, explain who they are, their powers and any interesting facts you find out about them.</p> <p>https://www.bbc.co.uk/bitesize/topics/z87tn39/articles/zgt7mp3</p> <p>https://www.natgeokids.com/uk/discover/history/greece/greek-gods/</p>		
<p>Other subjects</p>	<p>Geography</p> <p>https://www.rgs.org/schools/teaching-resources/geography-at-home-worksheets/</p> <p>Use the 'What the Earth can tell us about the weather' link and resources from BBC Bitesize</p> <p>Everything in the world is connected. You might have wondered why the Earth has so many different habitats. The answer actually lies in the Earth itself: the ocean and land can tell us a lot about what affects the weather and climate in different</p>	<p>Music</p> <p>https://www.bbc.co.uk/bitesize/articles/zpphqfr</p> <p><i>Learn about pulse, rhythm and the character of music with Florence Price and the Juba Dance.</i></p> <p>Florence Price As an African-American woman, Florence Price combined the traditions of classical music with the sound of spirituals and West African rhythms and dance. In 1933, she overcame prejudice to become the first black female composer to have her music</p>	<p>Science</p> <p>Start off by using an activity from Explorify</p> <p>https://www.bbc.co.uk/bitesize/articles/zm9jmyc</p> <p>Types of energy There are two types of energy: renewable and non-renewable. Watch this short video which explains what renewable and non-renewable energy is.</p> <p>Use the videos and the activities to develop your knowledge of this subject.</p>	<p>Spanish</p> <p>https://www.bbc.co.uk/bitesize/articles/zg883j6</p> <p>Describing family You can ask someone to describe their family by saying describe tu familia (describe your family). You can then reply by saying:</p> <ul style="list-style-type: none"> • En mi familia hay... 'In my family there is...' followed by different family members. <p>For example:</p> <ul style="list-style-type: none"> • Describe tu familia - Describe your family. 	<p>RE / PSHE</p> <p><u>Collective Worship – End of the school year</u></p> <p>Deuteronomy 31:6</p> <p>"Be strong and courageous. Do not be afraid or terrified because of them, for the LORD your God goes with you; he will never leave you nor forsake you."</p> <p>Use this passage to start a CW on the idea of change and remembering that God will always be with us. Consider how we will cope with the challenges of change as we start the</p>

	<p>regions. They can even tell us why different species live in certain locations. But how can we tell?</p> <p>Legendary naturalist Sir David Attenborough takes us on a virtual trip across the world, and shows us how to use the Earth to understand the sky.</p>	<p>performed by a major American orchestra.</p> <p>Juba Dance</p> <p>The 'Juba Dance' originates in West Africa and was brought over to the United States by slaves who were forced to work on plantations.</p> <p>Use the videos and activities to learn about different types of music.</p>	<div style="display: flex; justify-content: space-around;"> <div style="text-align: center;"> <p>Renewable Energy</p> </div> <div style="text-align: center;"> <p>Non-Renewable Energy</p> </div> </div>	<ul style="list-style-type: none"> • En mi familia hay mi padre, mi madrastra y mi hermanastra - In my family there is my father, my step-mother and my step-sister. • También tengo tres abuelos, una tía y tres primas - I also have three grandparents, an aunt and three (female) cousins. <p>Complete the activities after watching the video to help.</p>	<p>summer before moving to a new year group.</p> 
--	--	--	--	---	--