



St Oswald's Catholic Primary School Home Learning


Year group 5

Week Beginning: 19th October 2020



	Monday	Tuesday	Wednesday	Thursday	Friday
 Maths	<p>Place Value challenge cards</p> <p>Take this task 1 challenge card at a time and see if you can practise writing numbers, rounding, partitioning, ordering and comparing numbers.</p>	<p>Maths – Oak Academy</p> <p>Problem solving using the column method</p> <p>In this lesson, we will learn how to apply our understanding of the column method to: finding and fixing errors and completing unfinished column method calculations.</p> <p>https://classroom.thenational.academy/lessons/problem-solving-using-the-column-method-c8up6c</p>	<p>MyMaths</p> <p>Addition and subtraction activities</p> <p>https://app.mymaths.co.uk/</p>	<p>Maths – Oak Academy</p> <p>Solving multi-step addition and subtraction problems</p> <p>In this lesson, we will be applying the addition and subtraction strategies that we have learned to word and real-life problems</p> <p>https://classroom.thenational.academy/lessons/solving-multi-step-addition-and-subtraction-problems-ctk66d</p>	<p>Escape Room</p> <p>https://docs.google.com/forms/d/e/1FAIpQLSdNI3EzinqLYnvsetb7DtztKY-zCaZoWdZGrmn9oMBC4jMUhQ/viewform</p> <p>Follow this link for an exciting escape room challenge to finish off the week in a fun way!</p> <p>You will meet a series of mathematical challenges that you must solve in order to get to the next clue and eventually escape the virtual room.</p> <p>You can complete this in your own or rope some of your family members in as well. Good luck!</p>

\3..	Word of the day- find the definition, write it in a sentence and learn how to spell it.				
 English	<p>Word of the day fiasco</p> <p>Similes and metaphors</p> <p>https://www.bbc.co.uk/bit/size/articles/z4nybdm</p> <p>Recap on the difference between similes & metaphors by watching the video. Complete the activities to refresh your memory, then look at the PPT activities, where you have picture prompts and should use the sentence starters to help you come up with some descriptive similes and metaphors for each scenario.</p> 	<p>Word of the day fruitless</p> <p>Reading for Pleasure - Oak Academy Lesson 1</p> <p>To develop reading for pleasure through book recommendations In this lesson, we will explore examples of genre in literature. We will reflect on what reading for pleasure means. We will spend time thinking about different important texts to us and create a 'Reading River' to show our own personal journeys in Reading.</p> <p>https://classroom.thenational.academy/lessons/to-develop-reading-for-pleasure-through-book-recommendations-c5jp6r</p>	<p>Word of the day fiendishly</p> <p>Reading for Pleasure - Oak Academy Lesson 2</p> <p>To develop reading for pleasure In this lesson, we explore how reading builds empathy. We will share recommended reads and explore character traits in order to describe a favourite character.</p> <p>https://classroom.thenational.academy/lessons/to-develop-reading-for-pleasure-70tket</p>	<p>Word of the day feign</p> <p>Spelling</p> <p>Plural possessive apostrophes with plural words</p> <p>Go through the PowerPoint presentation and using the spelling list create sentences with this week's spellings.</p>	<p>Word of the day faint-hearted</p> <p>Writing – competition</p> <p>Last week you spent time in class discussing your ideas and drafting your writing for the writing competition challenge we shared with you. You had specific characters that you needed to include in your time travelling story.</p> <p>We would like you to write your final piece of work for today's English lesson. Use all the ideas that you generated in class and show off all your fantastic ideas.</p> <p>Have fun!</p> <p>(See the pdf document with the competition details and character information to refresh your memory if needs be.)</p>

<p>Geography – Renewable Energy</p> <p>Following on from Geography day last week, recap on your knowledge of Renewable and Non-Renewable Energy sources. Can you create a poster promoting the use of Renewable Energy? You must be persuasive to the reader and promote the advantages that Renewable energy has on society.</p> <p>You can use an online drawing tool such as Pic Collage, Word or one of your choice, to create an electronic poster to upload or draw one at home on paper. Make it bright and eye catching!</p> <p>https://classroom.google.com/w/MTQ2MDY1OTQ4MDg1/t/all</p>	<p>PE – Home workout</p> <p>Today, there is a HIIT home workout for you to complete!</p> <p>Don't forget to stretch as your warm up!</p> <p>Enjoy 😊</p> <p>https://www.youtube.com/watch?v=lc1Ag9m7XQo</p>	<p>Computing – Digital Footprint</p> <p>Create your own Digital Footprint using the apps, websites and devices you use online, on the template provided! Or draw your own footprint.</p> <p>https://www.bbc.co.uk/programmes/p06z2lvj</p>	<p>Spanish – Basic questions & answers</p>  <p>Our lovely language assistant, Melissa, has sent a really useful video going over some basic questions and answers that we have practised in class. Take some time to go over these to refresh your memory. Maybe get your family members involved and help them to learn some Spanish too!</p>	<p>Art – Peter Jansen</p> <p>In this art lesson, you will be studying the work of Peter Jansen, who created Human Motion sculptures.</p> <p>A powerpoint slide has been attached to Google classrooms for you to follow.</p> <p>Your task is to research and critique Peter Jansen's work and to create your own human body template.</p>
<p>E-safety</p> <p>https://youtu.be/7pLLhXUle-s</p>	<p>RE</p> <p>The beginning of our new RE topic is all about Life Choices.</p>	<p>Wellness Wednesday:</p> <p>As well as keeping our bodies healthy, it is</p>	<p>RE</p> <p>EXPLORE:</p>	<p>PSHE – Celebrating Diversity</p> <p>Look through the PPT which discusses our similarities and differences, shows</p>

	<p>Use the above link and watch the e-safety video about how quickly information can be spread across the internet.</p> <p>Then answer the following questions:</p> <ol style="list-style-type: none"> 1) When things spread with or without your permission can you know who might actually see it now or in the future? Imagine, friends of friends, Teachers, complete strangers, etc. 2) Do you think there is anything wrong with having images or photos public for everyone online to see? What might happen if someone didn't like what you posted? 3) Someone may want to become famous online, but 	<p>Our big question for this topic is: Is commitment important?</p> <p>If you can access google classrooms, there is a quiz for you to fill in, if not:</p> <p>Think about the question – what does commitment mean? Do you think commitment is important?</p> <p>There is an attached word document for you to record your answers</p>	<p>important to keep our minds healthy too!</p> <p>Take a look at the worksheet 'I am and amazing person' and see if you can name all your positive attributes, celebrating the amazing person that you are!</p> 	<p>During this part of RE we are going to think about whether we are a good friend... or not!</p> <p>If you can access google classrooms there is a quiz for you to complete.</p> <p>If you can't – there is an attached quiz word document for you to answer!</p>	<p>understanding of the term 'discrimination' and understand the term 'diversity'.</p> <p>Then look at the 'thinking' cards. Note down your ideas to each question about celebrating our differences.</p>
--	---	---	--	--	---

	is it okay if their information spreads without them knowing who is spreading it or how it's spreading?				
--	---	--	--	--	--