







# St Oswald's Catholic Primary School Home Learning


Year group 2 Week Beginning: 11<sup>th</sup> January 2021



How to submit assignments [https://www.youtube.com/watch?v=o4JeCTfhvnl&feature=emb\\_title](https://www.youtube.com/watch?v=o4JeCTfhvnl&feature=emb_title)

|  | Monday  | Tuesday   | Wednesday  | Thursday  | Friday  |
|--|---|---|--|---|---|
|  | <p>Kick your day off with something Positive!<br/>Rise and Shine with <b>Joe Wicks The Body Coach live at 9am on YouTube for a 20 minute session</b></p>   | <p>Count up to 50 in 2's jumping on the spot. Can you count backwards from 50 in 2's whilst jumping?</p>  | <p>Kick your day off with something Positive!<br/>Rise and Shine with <b>Joe Wicks The Body Coach live at 9am on YouTube for a 20 minute session</b></p>    | <p>Count in 10s to 100 and back then count in 5s to 100 and back. How fast can you count?</p>   | <p>Kick your day off with something Positive!<br/>Rise and Shine with <b>Joe Wicks The Body Coach live at 9am on YouTube for a 20 minute session</b></p>   |
| <br>Maths | <p><b>WALT: Use arrays</b><br/> <a href="https://vimeo.com/490417143">https://vimeo.com/490417143</a><br/>                     Watch the video pausing it and answering the questions on paper.<br/> <a href="http://www.mymaths.co.uk">www.mymaths.co.uk</a><br/>                     Complete the task on sharing.</p>  | <p><b>WALT: Make doubles</b><br/> <a href="https://vimeo.com/490420115">https://vimeo.com/490420115</a><br/>                     Watch the video pausing it and answering the questions on paper.<br/> <a href="http://www.mymaths.co.uk">www.mymaths.co.uk</a><br/>                     Complete the task on 2, 5 and 10 times tables.</p> | <p><b>WALT: 2 times- table</b><br/> <a href="https://vimeo.com/490420447">https://vimeo.com/490420447</a><br/>                     Watch the video pausing it and answering the questions on paper<br/> <a href="http://www.mymaths.co.uk">www.mymaths.co.uk</a><br/>                     Complete the tasks on 2 times-tables</p> | <p><b>WALT: 5 times-table</b><br/> <a href="https://vimeo.com/490421314">https://vimeo.com/490421314</a><br/>                     Watch the video pausing it and answering the questions on paper.<br/> <a href="http://www.mymaths.co.uk">www.mymaths.co.uk</a><br/>                     Complete the tasks on 5 times-tables.</p> | <p><b>WALT: 10 times-table</b><br/> <a href="https://vimeo.com/490421912">https://vimeo.com/490421912</a><br/>                     Watch the video pausing it and answering the questions on paper.<br/> <a href="http://www.mymaths.co.uk">www.mymaths.co.uk</a><br/>                     Complete the tasks on 10 times tables.</p> |
| Reading  | <p>Each day practise reading out loud for 10 minutes to an adult. We have subscribed to Oxford Owl E-books which has hundreds of books for you to read. You need to register for free at <a href="https://www.oxfordowl.co.uk/">https://www.oxfordowl.co.uk/</a> and log in with your class login and password details. (See below)<br/>                     Your class usernames and passwords to give you access are as follows <b>Mrs Hindley's class login : User name- 2hi2021 Password- 2hi2021</b><br/> <b>Miss Moscardini's class login: user name- 2lm1 Password 2lm1</b> <b>Miss Guy's class login: User name- y2sg password y2sg</b></p> |   |  |   |   |

|  |   |  |  |   |   |
|--|---|--|--|---|---|
| <br>English | <p>Summarise</p> <p>Watch the following lesson all about instructions. You will be learning how to read a text, pick out the main ideas and put them into your own words.</p> <p><a href="https://classroom.thenational.academy/lessons/to-summarise-main-points-6wup6d?activity=video&amp;step=1">https://classroom.thenational.academy/lessons/to-summarise-main-points-6wup6d?activity=video&amp;step=1</a></p> <p>Practise this skill - read part of a story book, either one of your own or one on Oxford Owl. Can you summarise what you have read to somebody at home?</p> | <p>Box up Instructions</p> <p>Today you will be coming up with the ideas for your own set of magical instructions! You will be learning how to plan these by "boxing up" your ideas.</p> <p><a href="https://classroom.thenational.academy/lessons/to-box-up-a-recycled-set-of-instructions-chj36c?activity=video&amp;step=1">https://classroom.thenational.academy/lessons/to-box-up-a-recycled-set-of-instructions-chj36c?activity=video&amp;step=1</a></p> <p>Once you have completed this activity it would be fantastic to see what you have done! Upload a picture of your work to classrooms.</p> <p>You will need to keep hold of your work for tomorrow's lesson!</p> | <p>Write Instructions</p> <p>You will be using everything you have learned so far about instructions:</p> <p>Time words (first, then, next, after that)</p> <p>Imperative verbs (get, do, mix)</p> <p>You will begin to write your own set of instructions using the plan (box up) from yesterday's lesson!</p> <p><a href="https://classroom.thenational.academy/lessons/to-write-a-set-of-instructions-part-1-71hkcc">https://classroom.thenational.academy/lessons/to-write-a-set-of-instructions-part-1-71hkcc</a></p> | <p>Write Instructions</p> <p>In this lesson, we will be writing the main part of our recycled set of instructions.</p> <p><a href="https://classroom.thenational.academy/lessons/to-write-a-set-of-instructions-part-2-6rt3jd?activity=video&amp;step=1">https://classroom.thenational.academy/lessons/to-write-a-set-of-instructions-part-2-6rt3jd?activity=video&amp;step=1</a></p> | <p>Write Instructions</p> <p>Today you will be finishing your instructions and checking them.</p> <p><a href="https://classroom.thenational.academy/lessons/to-write-a-set-of-instructions-part-3-crv36c?activity=video&amp;step=1">https://classroom.thenational.academy/lessons/to-write-a-set-of-instructions-part-3-crv36c?activity=video&amp;step=1</a></p> <p>We can't wait to read your instructions! Upload a photo to classrooms so that we can read them!</p> |
| Phonics  | <p>Common exception words</p> <p>Listen to the common exception word song.</p> <p><a href="https://www.youtube.com/watch?v=3NOzgr1ANc4">https://www.youtube.com/watch?v=3NOzgr1ANc4</a></p>   | <p><b>Short and long vowel sounds</b></p> <p>Remember that there are 5 vowels. <b>a e i o u</b></p> <p>They can make short or long sounds:</p> <p><a href="https://www.youtube.com/watch?v=4TjcT7Gto3U">https://www.youtube.com/watch?v=4TjcT7Gto3U</a></p> <p>Read through the powerpoint and answer the quiz on Google Classrooms.</p>   | <p>The j sound is spelt dge after a short vowel.</p> <p>Words that make a 'j' sound after a short vowel are spelt with dge.</p> <p>examples</p> <p>dodge</p> <p>fudge</p> <p>badge</p>   | <p>The j sound is spelt ge after a long vowel sound.</p> <p>Words that make a 'j' sound after a long vowel sound are spelt with ge.</p> <p>Examples</p> <p>cage</p> <p>rage</p> <p>huge</p>   | <p>Quiz</p> <p>Today you will be completing a quiz on Google classrooms to practise what you have learnt this week!</p>   |

|       |  |   |  |  |  |
|-------|--|---|--|--|--|
|       | <p>Play the little bird spelling game - pick year 2.<br/>How many words can you spell?<br/><a href="http://www.ictgames.com/littleBirdSpelling/">http://www.ictgames.com/littleBirdSpelling/</a></p>   |   | <p>hedge<br/>Listen to the rap!<br/><a href="https://www.youtube.com/watch?v=uXA3Pfe_4Qc">https://www.youtube.com/watch?v=uXA3Pfe_4Qc</a><br/>Write 3 sentences using these words. Upload them for us to see.</p>  | <p>Listen to the rap!<br/><a href="https://www.youtube.com/watch?v=uXA3Pfe_4Qc">https://www.youtube.com/watch?v=uXA3Pfe_4Qc</a><br/>Write 3 sentences using these words. Upload then for us to see.</p>  |  |
| Topic | <p><b>Science- Identify British Habitats</b><br/><a href="https://www.bbc.co.uk/bitesize/topics/zx882hv/articles/zc42xnb">https://www.bbc.co.uk/bitesize/topics/zx882hv/articles/zc42xnb</a></p> <p><b>Watch the video to learn all about woodland habitats!</b></p> <p>Try the activity and quiz to test what you've learned about woodland habitats.<br/>Leave the teachers a comment to tell them your score.</p> | <p><b>RE</b> -The four Gospels tells the story of Jesus' life on earth, His birth, friends and his Death and Resurrection.<br/>The four Gospels are each named after the person who is thought to have written it – Matthew, Mark, Luke and John.</p> <p>Look at the picture on Google Classroom.<br/>In the Gospel of John, Jesus says, 'Love one another. I love each one of you'<br/>Write a list and draw pictures of how you can show love to others. Upload your list for your teachers to see.</p> | <p><b>PSHE Internet Safety</b></p> <p>Ask an adult to read the story of Smartie the Penguin for Year 2. Talk to your adult about what happens in the story.<br/><a href="https://www.childnet.com/resources/smartie-the-penguin">https://www.childnet.com/resources/smartie-the-penguin</a></p>  | <p><b>RE</b></p> <p>One of the stories from the New Testament was called the Good Samaritan. It was told by Jesus to his disciples to teach them all about kindness and love.</p> <p>Watch the story below:<br/><a href="https://www.youtube.com/watch?v=VdaOyhfVDb4">https://www.youtube.com/watch?v=VdaOyhfVDb4</a></p> <p>Answer the questions on Google Classroom.</p> | <p><b>Art- Draw with Rob</b><br/><a href="http://www.robbiddulph.com/draw-with-rob">http://www.robbiddulph.com/draw-with-rob</a><br/>Grab a pencil and piece of paper and watch the video. Draw and colour Gregosaurus. Take a photo and upload it so the teachers can see your lovely work.</p> |

|                                 |  |  |  |   |   |
|---------------------------------|--|--|--|---|---|
| <p>PE/MFL<br/>/Mindfulness/</p> | <p><b>RE - Books</b><br/>Today we will be learning about a very important book.<br/>The Bible is God's special book. It is all about how much God loves and cares for people. There are two main sections in the Bible. The Old Testament tells us about the time before Jesus. The New Testament tells us about Jesus and the beginning of the Church. Watch this video to learn more:<br/><a href="https://www.youtube.com/watch?v=dv8dHsxjLd8">https://www.youtube.com/watch?v=dv8dHsxjLd8</a></p> <p>Activity:<br/>Design a front cover for the Bible that shows it is a special book.</p> | <p><b>Cosmic Kids Yoga</b><br/>Enjoy doing some Pokemon yoga!<br/><br/><a href="https://www.youtube.com/watch?v=tbCjkPlsaes">https://www.youtube.com/watch?v=tbCjkPlsaes</a></p> | <p><b>Supermovers</b><br/>Practise maths while moving. Pick some of your favourite supermover videos to move along with!<br/><a href="https://www.bbc.co.uk/teach/supermovers/ks1-maths-collection/z6v4scw">https://www.bbc.co.uk/teach/supermovers/ks1-maths-collection/z6v4scw</a></p> | <p><b>MFL Spanish names for Pets</b><br/><a href="https://www.educandy.com/site/html5/bin/main.php?activity=multiple_pairs&amp;quizid=40767">https://www.educandy.com/site/html5/bin/main.php?activity=multiple_pairs&amp;quizid=40767</a><br/>Play Las Mascotas game. Can you identify the names for pets in Spanish? Play the game and see how many points you get.</p> | <p><b>Mindfulness</b><br/><a href="https://www.youtube.com/watch?v=iEEJT9cYsm0">https://www.youtube.com/watch?v=iEEJT9cYsm0</a><br/>Find your quiet place and try some of these mindfulness exercises with your family.</p> |
|---------------------------------|--|--|--|---|---|