



St Oswald's Catholic Primary School
Year 6 weekly Plan Spring 1
Week 6- Week Beginning 11.01.21

Year 6	Session 1	B R E A K	Session 2	L U N C H	Session 3	Session 4
Mon	<p>Basic Skills <u>TT Rockstars</u></p> <p>Maths <u>WALT</u> To add mixed numbers https://vimeo.com/471345176</p> <p>Watch the video or go through the teaching slides. Complete the worksheet as far as you can.</p>		<p>English <u>Poetry</u> WALT: To describe emotions and feelings from a picture. Look at the Game Changer Picture by Banksy. Think about: <i>Do you know anything already about this picture? Have you seen it before? Where? What do you notice in the picture? How does it make you feel? What questions does it make you want to ask? What message might the artist have been giving through this picture?</i></p> <p>Task: Answer the questions based on the picture in full sentences paying attention to correct punctuation.</p>		<p>RE The Bible is divided into two sections: The Old Testament - texts written before Jesus Christ was born and covering God's dealings with the ancient Hebrew world and its people. The New Testament - writings following the death of Jesus and covering his life and teaching, the establishment of the Christian church, and letters from church leaders</p> <p>https://biblehub.com/childrens/</p> <p>Activity Click on the link to open an online bible. Choose a couple of stories from the old testament and the new testament and read them. Which one was your favourite and why? What is different between the old and new testaments? Write a short paragraph explaining your thoughts</p>	<p>MFL</p> <p>I know Spanish is difficult to learn at home. You can try to practise what you know already by teaching a sibling or grown up at home. The link below is to a Spanish version of the story Chicken Little. Try to pick out any words that you know. Underneath the video you can translate the story into English. I hope you enjoy it. When you have done this you can submit the assignment. There is no work to attach.</p>




St Oswald's Catholic Primary School
Year 6 weekly Plan Spring 1
Week 6- Week Beginning 11.01.21

Tues	<p><u>Basic Skills</u> <u>TT Rockstars</u></p> <p><u>Maths</u> <u>WALT</u> To add fractions https://vimeo.com/471389642</p> <p>Watch the video or go through the teaching slides. Complete the worksheet as far as you can.</p>	<p><u>English</u> <u>SPAG</u> <u>WALT: Relative clauses</u></p> <p>Look at the Relative Clauses PowerPoint and work through the slides.</p> <p>Red / Blue - complete Activity Sheet 2</p> <p>Green/Yellow - complete Activity Sheet 3</p>	<p><u>PSHE</u> <u>ReCAP OVER Lesson 1/ Combine lesson 2</u></p> <p>You can do this on a google doc, on paper or just talk about it with a grown up.</p> <p>Try to come up with your own story with a main character who is a child your age. Draw a picture or write about how the child feels about being allowed to stay out longer and later. Next draw or write about how does the child's mum feel about this? Are the characters' fears and worries real, possible or imaginary?</p> <p>Next draw or write about how the child feels walking past a group of older children and what they decide to do about this. Draw or describe the group? What do you imagine they look and act like?</p> <p>Now imagine your character becomes friends with the group. How does he feel about this? Do the group take any risks when they are together? Draw or write about a potentially risky situation the child could encounter because of the group.</p>	<p><u>PE</u> Joe Wicks Workout</p> <p>https://www.youtube.com/channel/UCAxW1XT0iEJo0TYlRfn6rYQ</p>
-------------	---	--	---	--




St Oswald's Catholic Primary School
Year 6 weekly Plan Spring 1
Week 6- Week Beginning 11.01.21

<p>Wed</p> <p>Basic Skills TT Rockstars</p> <p>Maths</p> <p>WALT To subtract mixed numbers https://vimeo.com/471345369</p> <p>Watch the video or go through the teaching slides. Complete the worksheet as far as you can.</p>	<p>English</p> <p>Spelling: WALT: Tricky Homophones and Near Homophones</p> <p>Read through the PowerPoint slides.</p> <p>Use a dictionary or an online dictionary to find the meanings of each word.</p> <p>https://kids.britannica.com/kids/browse/dictionary</p> <p>Complete the work sheet with a definition and find an online picture to past into the box to describe the word.</p>	<p>Art WALT: National Sticker Day</p> <p>Stickers! Just the word has a happy feel to it. And why wouldn't it? We love stickers. They are all around us and a part of every day life, though we don't often realise it.</p> <p>January 13 is National Sticker Day and it's the perfect day to go crazy with your love of them! The first stickers began as tax and postage stamps in the 1800s, but they have come a long way since then and there are a variety of uses and styles today. There are political stickers, band stickers, and bumper stickers. There are funny, cute, congratulatory, and animal stickers.</p> <p>They are especially popular with children, who often collect them in sticker books, but are for everyone and every taste, regardless of age. On January 13, get creative with some stickers!</p> <p>Task Create your own sticker designs. Here are some ideas:</p> <ul style="list-style-type: none">• Your pet• Your best friend• Your teacher• A member of your family• A sticker for your bedroom door <p>Draw your sticker designs on paper and take a photo to submit online if you are able to.</p>
--	--	---



St Oswald's Catholic Primary School
Year 6 weekly Plan Spring 1
Week 6- Week Beginning 11.01.21

<p>Thur</p> <p>Basic Skills TT Rockstars</p> <p>Maths WALT To subtract fractions</p> <p>https://vimeo.com/475425649</p> <p>Watch the video or go through the teaching slides. Complete the worksheet as far as you can.</p>	<p>English Poetry WALT: Noting and developing initial ideas Read the poem These are the Hands by Michael Rosen. Read it in your head and then out loud to another person if possible.</p> <p>Watch Michael Rosen reading the poem.</p> <p>https://www.youtube.com/watch?app=desktop&v=vb3vKDyQ244</p> <p>What did you notice about his performance? Did he perform his poem as you expected?</p> <p>Complete the Poetry Questions Sheet to show your thinking of the poem.</p>	<p>Science Electricity lesson 2 Today's lesson is looking at how electrical circuits work and how we draw them. You will have started this in a year 4 science topic. Work through the powerpoint making any notes you need.</p> <p>Activity Label the circuit with the correct parts and fill in the blanks in the sentences.</p> <p>If you finish you could use a piece of paper to draw your own circuits.</p> <p>PE Joe Wicks Workout</p> <p>https://www.youtube.com/channel/UCAxW1XT0iEJo0TYlRfn6rYQ</p>
---	---	--



St Oswald's Catholic Primary School
Year 6 weekly Plan Spring 1
Week 6- Week Beginning 11.01.21

<p>Fri</p> <p>Basic Skills TT Rockstars</p> <p>Maths WALT To add and subtract mixed numbers</p> <p>https://vimeo.com/475425864</p> <p>Watch the video or go through the teaching slides. Complete the worksheet as far as you can.</p>	<p>English WALT: Reading Comprehension</p> <p>Read the poem 'Leisure' by WH Davies.</p> <p>Have a look at the teaching powerpoint - this gives tips on how to answer similar questions on the poem. Make sure you look at the powerpoint, as it will help you understand the poem.</p> <p>Complete the questions on the sheet for your group.</p>	<p>SPELLING WALT : Spellzoo - Common exception words</p> <p>Practice learning the list of words below:</p> <p>aggressive available bargain criticise foreign individual occupy leisure rhyme immediately</p> <p>Use these words for handwriting practice or perhaps you could ask someone to test you at home. How many did you get correct?</p>	<p>RE - Sources Looking up Biblical text takes a little practice. Like using a dictionary, it helps to know where to begin to look. When you want to read a particular text in the Bible, you would use a reference - for example: 1 Kings 10: 23-25. 1 Kings that is the first book of Kings 10 is the number of the chapter in that book 23-25 refers to the verses in that chapter. These are the small numbers used to divide up the chapter.</p> <p>Look up the following references: Is 44: 2 Ps 24: 13-14 Lk 22: 54-57 Ps 5: 1-3 Mt 21: 1-5 Ps 150: 1-6</p> <p><u>If you do not have a bible use the online bible or google search for the reference</u></p> <p>https://biblehub.com/childrens/</p> <p>Make a note of which book of the Bible it comes from and what the passage is about.</p>
--	---	--	---