


St Oswald's Catholic Primary School – Progression Map 2021-2022

Number: Addition and Subtraction


NUMBER BONDS						
EYFS	Year 1	Year 2	Year 3	Year 4	Year 5	Year 6
	Compose numbers to 10 from 2 parts, and partition numbers to 10 into parts, including recognising odd and even numbers. 1AS-1		Secure fluency in addition and subtraction facts that bridge 10, through continued practice. 3NF-1			
	Represent and use number bonds and related subtraction facts within 20 (Develop fluency within 10 – 1NF-1)	Recall and use addition and subtraction facts to 20 fluently, 2AS - 1 (Secure fluency within 10 - 2NF-1)	Calculate complements to 100. 3AS -1			
		Derive and use related facts up to 100 2AS -3				
MENTAL CALCULATION						
To find the total of items in two groups by counting all of them.	Add and subtract one-digit and two-digit numbers to 20, including zero	Add and subtract numbers using concrete objects, pictorial representations, and	Add and subtract numbers mentally, including: * a three-digit		Add and subtract numbers mentally with increasingly large numbers	Perform mental calculations, including with mixed operations and large numbers



St Oswald's Catholic Primary School – Progression Map 2021-2022

Number: Addition and Subtraction


<p>To begin to use the vocabulary involved in adding and subtracting in practical activities and discussion.</p>		<p>mentally, including:</p> <ul style="list-style-type: none"> * a two-digit number and ones 2AS - 3 * a two-digit number and tens 2 AS - 3 * two two-digit numbers 2AS - 4 * adding three one-digit numbers 	<p>number and ones</p> <ul style="list-style-type: none"> * a three-digit number and tens * a three-digit number and hundreds 			
<p>To add and subtract two single-digit numbers and count on and back to find the answer using quantities and objects</p>	<p>Read, write and interpret mathematical statements involving addition (+), subtraction (-) and equals (=) signs (appears also in Written Methods) , and relate additive expressions and equations to real-life contexts.</p> <p>1AS-2</p>	<p>Show that addition of two numbers can be done in any order (commutative) and subtraction of one number from another cannot</p>				<p>Use their knowledge of the order of operations to carry out calculations involving the four operations</p>



St Oswald's Catholic Primary School – Progression Map 2021-2022

Number: Addition and Subtraction


WRITTEN METHODS						
EYFS	Year 1	Year 2	Year 3	Year 4	Year 5	Year 6
	Read, write and interpret mathematical statements involving addition (+), subtraction (-) and equals (=) signs (appears also in Mental Calculation)	Recognise the subtraction structure of 'difference' and answer questions of the form, "How many more...?" 2AS-2	Add and subtract numbers with up to three digits, using formal written methods of columnar addition and subtraction 3AS - 2	Add and subtract numbers with up to 4 digits using the formal written methods of columnar addition and subtraction where appropriate	Add and subtract whole numbers with more than 4 digits, including using formal written methods (columnar addition and subtraction)	
INVERSE OPERATIONS, ESTIMATING AND CHECKING ANSWERS						
		Recognise and use the inverse relationship between addition and subtraction and use this to check calculations and solve missing number problems.	Estimate the answer to a calculation and use inverse operations to check answers	Estimate and use inverse operations to check answers to a calculation	Use rounding to check answers to calculations and determine, in the context of a problem, levels of accuracy	Use estimation to check answers to calculations and determine, in the context of a problem, levels of accuracy.
			Manipulate the additive relationship: Understand the inverse relationship between addition and subtraction,			Understand that 2 numbers can be related additively and quantify additive relationships 6AS -1



St Oswald's Catholic Primary School – Progression Map 2021-2022

Number: Addition and Subtraction


			and how both relate to the part-part-whole structure. Understand and use the commutative property of addition, and understand the related property for subtraction. 3AS - 3			
						Use a given additive calculation to derive or complete a related calculation, using arithmetic properties, inverse relationships, and place-value understanding. 6AS-2



St Oswald's Catholic Primary School – Progression Map 2021-2022

Number: Addition and Subtraction

PROBLEM SOLVING						
EYFS	Year 1	Year 2	Year 3	Year 4	Year 5	Year 6
To solve problems, including doubling, halving and sharing.	Solve one-step problems that involve addition and subtraction, using concrete objects and pictorial representations, and missing number problems such as $7 = \square - 9$	Solve problems with addition and subtraction: * using concrete objects and pictorial representations, including those involving numbers, quantities and measures * applying their increasing knowledge of mental and written methods	Solve problems, including missing number problems, using number facts, place value, and more complex addition and subtraction	Solve addition and subtraction two-step problems in contexts, deciding which operations and methods to use and why	Solve addition and subtraction multi-step problems in contexts, deciding which operations and methods to use and why	Solve addition and subtraction multi-step problems in contexts, deciding which operations and methods to use and why



St Oswald's Catholic Primary School – Progression Map 2021-2022

Number: Addition and Subtraction

		<i>Solve simple problems in a practical context involving addition and subtraction of money of the same unit, including giving change (also in Measurement)</i>				Solve problems involving addition, subtraction, multiplication and division
--	--	---	--	--	--	---