

DfE Assessments
Mark Entry
View Marks
▼ Analysis
EYFS
Key Stage 1
Key Stage 2
Export Results

# Key Stage 1

Academic year **2022/2023**

## Phonics Screening Check

### Year 1 Phonics Screening Check: Meeting Expectations

2022/2023

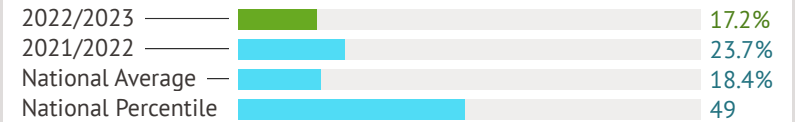
**82.8%**



### Year 1 Phonics Screening Check: Not Meeting Expectations

2022/2023

**17.2%**

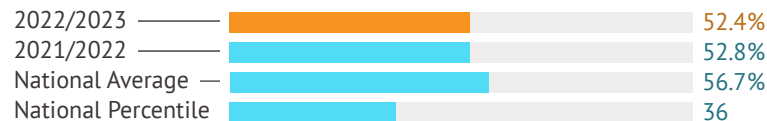


## Reading, Writing, Maths

### At least expected standard Reading, Writing, Maths

2022/2023


**52.4%**



### Above expected standard Reading, Writing, Maths

2022/2023

**3.7%**



## Maths

### Working at expected standard Maths (TA)

2022/2023

**69.5%**



### Working towards expected standard Maths (TA)

2022/2023


**29.3%**



**Greater depth in the expected standard Maths (TA)**

2022/2023

**4.9%**



**Reading**

**Working at expected standard Reading (TA)**

2022/2023

**61.0%**



**Working towards expected standard Reading (TA)**

2022/2023

**37.8%**



**Greater depth in the expected standard Reading (...)**

2022/2023

**14.6%**



**Writing**

**Working at expected standard Writing (TA)**

2022/2023

**57.3%**



**Working towards expected standard Writing (TA)**

2022/2023

**41.5%**



**Greater depth in the expected standard Writing (T...**

2022/2023

6.1%



### Science

#### Working at expected standard Science (TA)

2022/2023

57.3%



#### Not meeting expected standard Science (TA)

2022/2023

41.5%

